

TM 15TF/S

FEATURES

Cook quicker. Enjoy faster preheats and temperature responses with induction heat


Two 1400-watt heating zones

Utilizes two independently controlled zones

Pair the slim 15" modules with other modules and full-size transitional framed cooktops

Enjoy easy clean up with a stainless-steel surface

Program via illuminated touch controls and a convenient lock feature

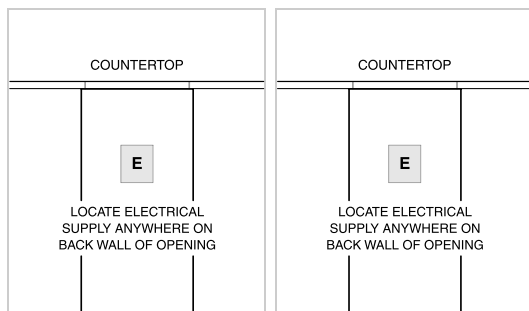


PRODUCT SPECIFICATIONS

Model	TM15TF/S
Dimensions	15"W x 4"H x 21"D
Weight	34 lbs
Electrical Supply	3-wire, 240/208 VAC, 50/60 Hz
Electrical Service	15 amp dedicated circuit
Conduit Length	4.5 Feet

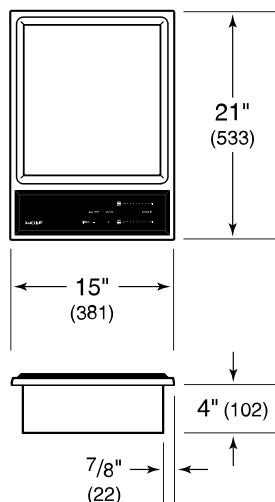
ELECTRICAL

PLUMBING

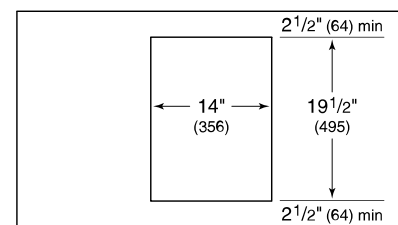


NOTE: Dimensions in parenthesis are in millimeters unless otherwise specified

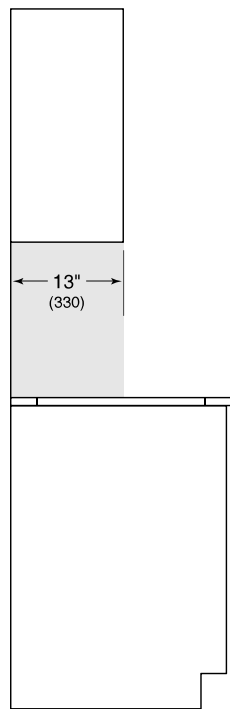
DIMENSIONS



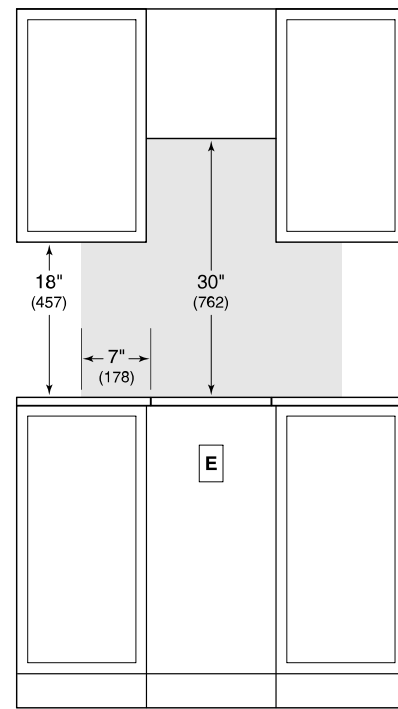
STANDARD INSTALLATION



COUNTERTOP CUT-OUT



SIDE VIEW



FRONT VIEW

NOTE: Shaded area above countertop indicates minimum clearance to combustible surfaces, combustible materials cannot be located within this area.