

SO30TE/S/TH



FEATURES

- 10 cooking modes make meals easy
- Three adjustable oven racks
- Cobalt blue porcelain interior
- Self clean, delayed start, timed cook, Sabbath mode and more
- Installs flush with surrounding cabinetry
- Dual convection oven for faster, more consistent cooking
- Temperature probe lets you know when it's done
- Rigorously tested in our U.S. manufacturing facilities for decades of use
- Exceptional 24/7 support from our Customer Care team in Madison
- Hidden bake element and recessed broil element

ACCESSORIES

- 30" baking sheet
- Bake stone kit (stone, rack and peel)
- Dehydration kit (racks and door stop)
- Full-extension easy glide oven rack
- Temperature probe and broiler pan
- Set of three standard oven racks

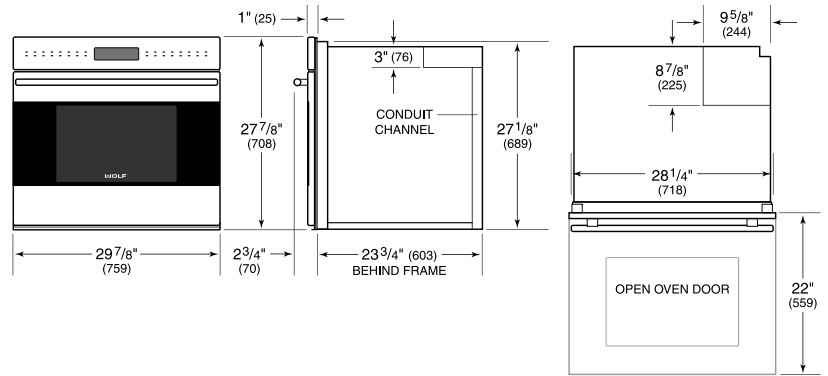
Accessories available through an authorized Sub-Zero dealer.
For local dealer information, visit subzero-wolf.com/locator.



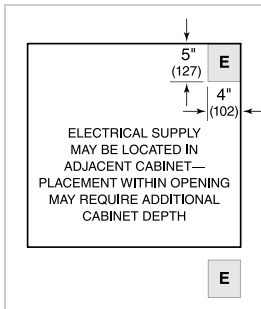
PRODUCT SPECIFICATIONS

Model	SO30TE/S/TH
Dimensions	29 7/8"W x 27 7/8"H x 23 3/4"D
Oven 1 Interior Dimensions	25"W x 16 1/2"H x 19"D
Overall Capacity	4.5 cu ft
Usable Capacity	2.8 cu ft
Door Clearance	22"
Weight	273 lb
Electrical Supply	240/208 VAC, 60 Hz
Electrical Service	30 amp dedicated circuit
Conduit Length	4 feet

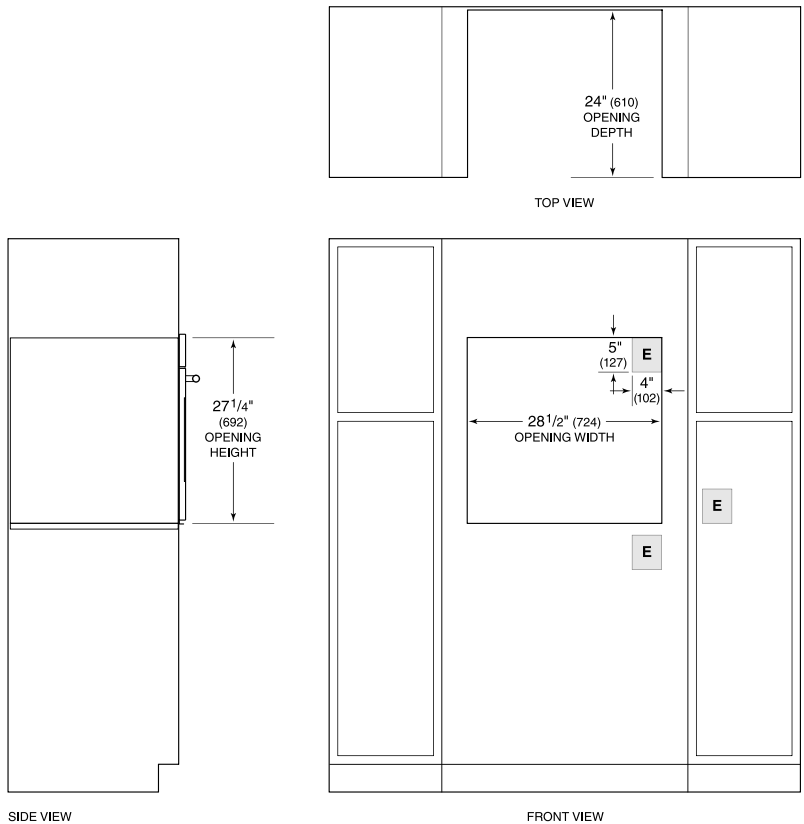
DIMENSIONS



ELECTRICAL



STANDARD INSTALLATION



NOTE: Location of electrical supply within opening may require additional cabinet depth.