

MM15T/S

FEATURES

Integrated design, slim 15" width pairs well with other Wolf modules

High-output 22,000 Btu burner sculpts its flame for perfect stir frying

Automatic re-ignition system

Innovative "two in one" grate for standard or wok cooking

Seamless burner pan for easy clean-up

Illuminated control panel

Rigorously tested in our U.S. manufacturing facilities for decades of use

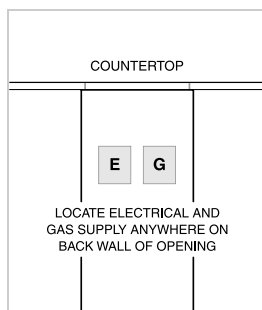
Exceptional 24/7 support from our Customer Care team in Madison



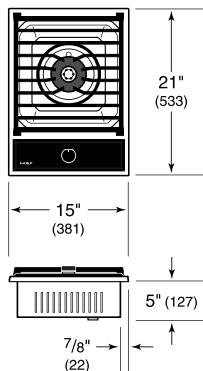
PRODUCT SPECIFICATIONS

Model	MM15T/S
Dimensions	15"W x 5"H x 21"D
Weight	30 lb
Electrical Supply	120 VAC, 60 Hz
Electrical Service	15 amp dedicated circuit
Gas Supply	3/4" rigid pipe
Gas Inlet	1/2" NPT male
Power Cord Length	6 feet
Receptacle	3-prong grounding-type

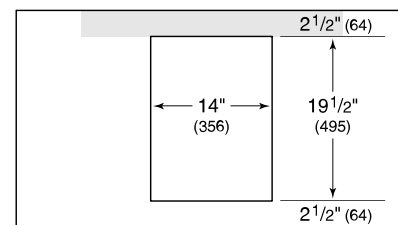
ELECTRICAL AND GAS



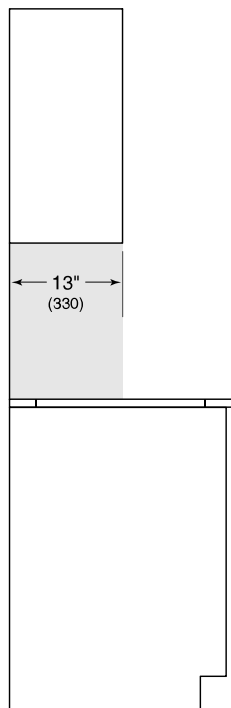
DIMENSIONS



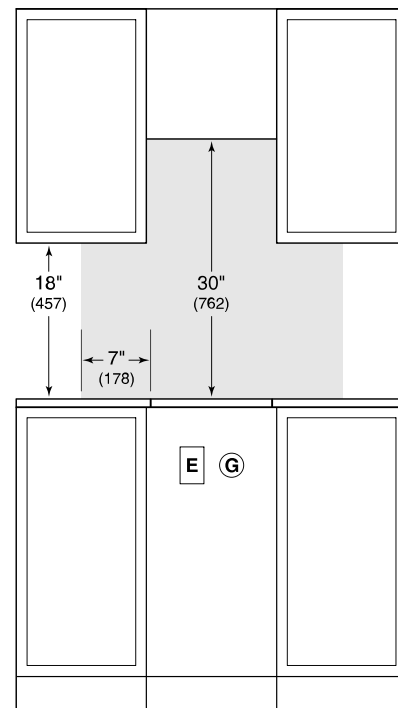
STANDARD INSTALLATION



COUNTERTOP CUT-OUT



SIDE VIEW



FRONT VIEW

NOTE: Shaded area above countertop indicates minimum clearance to combustible surfaces, combustible materials cannot be located within this area.