

MM15TF/S

FEATURES

Rigorously tested for decades of use

Exceptional support from our Customer Care team in Madison

Integrated design, slim 15" width pairs well with other Wolf modules

High-output 22,000 Btu burner sculpts its flame for perfect stir frying

Automatic re-ignition system

Innovative "two in one" grate for standard or wok cooking

Seamless burner pan for easy clean-up

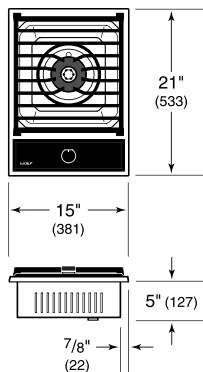
Illuminated control panel



PRODUCT SPECIFICATIONS

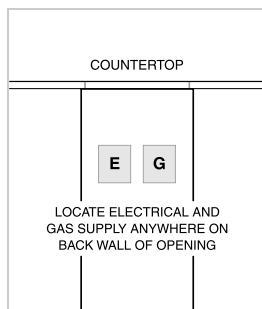
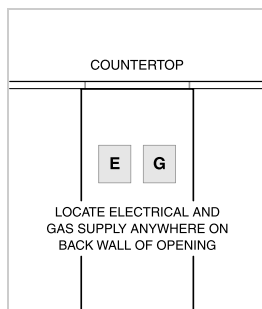
Model	MM15TF/S
Dimensions	15"W x 5"H x 21"D
Weight	30 lbs
Electrical Supply	120 VAC, 60 Hz
Electrical Service	15 amp dedicated circuit
Gas Supply	3/4" ID line
Gas Inlet	1/2" NPT male
Power Cord Length	6 Feet
Receptacle	3-prong grounding-type

DIMENSIONS



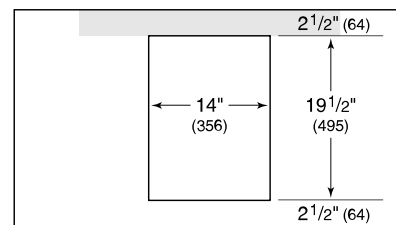
ELECTRICAL

GAS

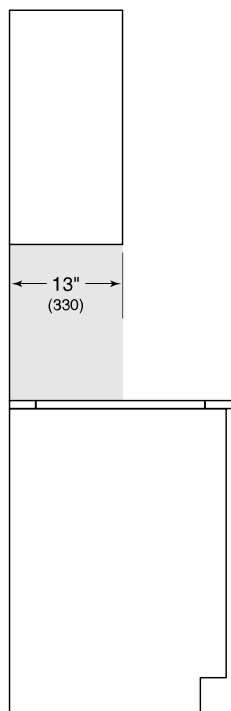


NOTE: Dimensions in parenthesis are in millimeters unless otherwise specified

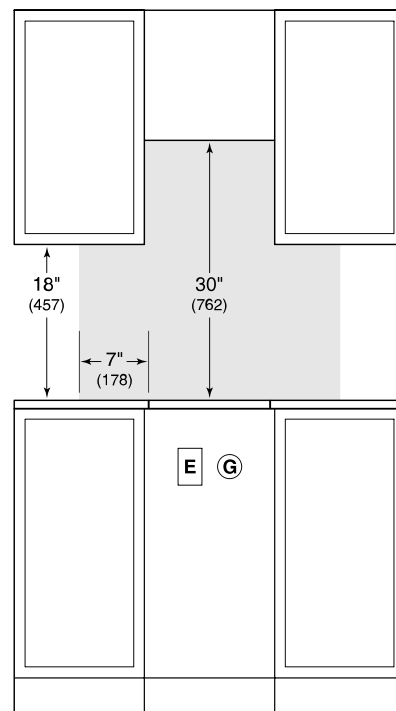
STANDARD INSTALLATION



COUNTERTOP CUT-OUT



SIDE VIEW



FRONT VIEW

NOTE: Shaded area above countertop indicates minimum clearance to combustible surfaces, combustible materials cannot be located within this area.