

IW-30R




FEATURES

- Custom front panel and hardware allow for infinite design options.
- Dual evaporators for constant, moderate humidity so corks don't dry out
- Two independent temperature zones hold reds and whites at proper serving temperature
- Bronze-tinted, UV-resistant glass protects against light exposure
- Soft-on LED lighting illuminates gradually
- Wine racks accommodate 750 ml bottles, half-bottles and magnums.
- Intuitive touch control panel keeps temps within one degree of set point
- Rigorously tested in our U.S. manufacturing facilities to ensure at least 20 years of heavy use
- Exceptional 24/7 support from our Customer Care team based in Madison, Wisconsin and just footsteps from our factory
- Home security system connection
- Star-K compliant with installation of a harness kit.
- Illuminated display rack for prized bottles of wine.
- Full-extension, easy-glide racks provide access without agitating wine
- New inventory tiles system lets you label wine racks for easy ID

ACCESSORIES

- Cherrywood Humidor
- Wine inventory tiles
- Wine inventory tiles-writable
- Door Lock Kit
- Dessert Wine Rack
- 30" Bulk Storage Drawer
- Dual installation kit for installation with another wine or integrated model
- Stainless steel front panels with tubular or pro handles
- Reduced toe kick divider for toe kicks from 3.875" to 2"
- Side enclosure
- Solid overlay door
- Top enclosure
- Stainless steel pro handles
- Stainless steel tubular handles

Accessories are available through an authorized Sub-Zero dealer.
For local dealer information, visit subzero-wolf.com/locator.



HANDLE ACCESSORIES

PRO



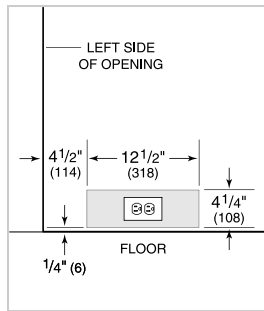
TUBULAR



PRODUCT SPECIFICATIONS

Model	IW-30R
Dimensions	30"W x 84"H x 24"D
Door Clearance	28 1/2"
Weight	490 lb
Electrical Supply	115 VAC, 60 Hz
Electrical Service	15 amp dedicated circuit
Wine Storage Capacity	86 bottles
Drawer Capacity	4 cu ft
Receptacle	3-prong grounding-type

ELECTRICAL

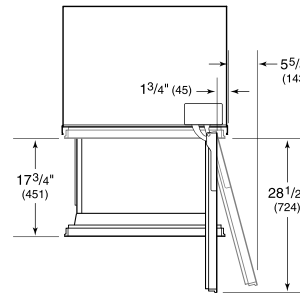
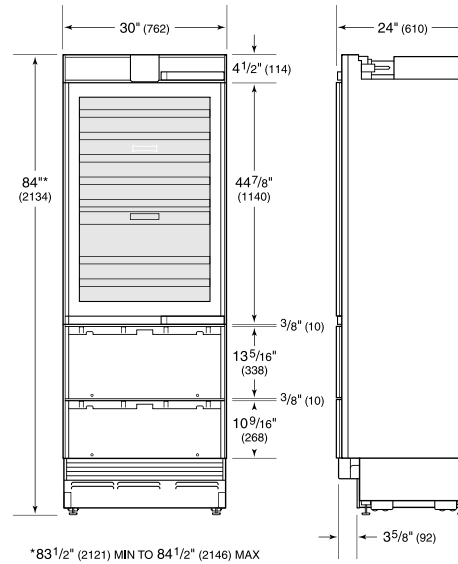


INTERIOR VIEW

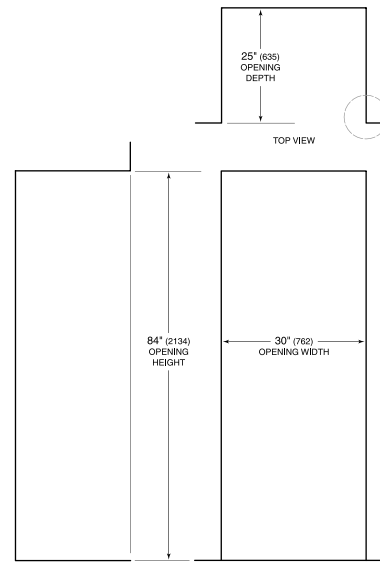


This illustration is intended for interior reference only and may not represent the exterior of the model being specified.

DIMENSIONS



STANDARD INSTALLATION



NOTE: 3/16" (89) finished returns will be visible and should be finished to match cabinetry.

