

IC-36FI



## FEATURES

Rigorously tested to ensure decades of use

Exceptional support from Madison, WI-based Customer Care team

Ready to be fitted with custom panels and handles to blend with cabinetry

Uniform 84" height

All-freezer storage solves capacity problems

Soft-on LED lights for varying degrees of brightness

Magnetic door seal system locks in cold air

Automatic ice maker with "max ice" feature

Water-filtration system reduces contaminants, chlorine taste and odor

## ACCESSORIES

Dual Installation Kit Handle to Handle

Dual Installation Kit Hinge to Handle

Dual Installation Kit Hinge to Hinge

Press-to-Open - Left Hinge

Reduced Toekick Divider

Stainless Steel Side Panel

Stainless Steel Top Panel

Water Filter 4204490

Stainless Steel Tubular Handles

Stainless Steel Pro Handles

Accessories are available through an authorized dealer.  
For local dealer information, visit [subzero-wolf.com/locator](http://subzero-wolf.com/locator).



## HANDLE ACCESSORIES

PRO



TUBULAR

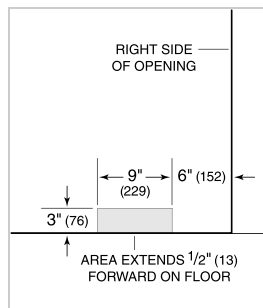
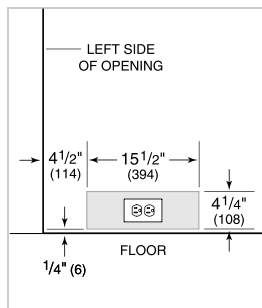


**PRODUCT SPECIFICATIONS**

Model	IC-36FI
Dimensions	36"W x 84"H x 24"D
Door Clearance	34 1/2"
Weight	460 lbs
Freezer Capacity	20 cu. ft.
Electrical Supply	115 VAC, 60 Hz
Electrical Service	15 amp dedicated circuit
Receptacle	3-prong grounding-type

**ELECTRICAL**

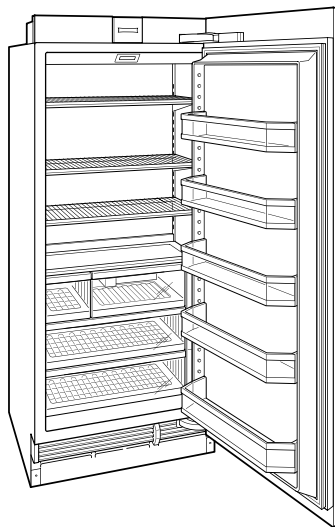
**PLUMBING**



**PANEL SPECIFICATIONS** For complete panels specifications including width/height, weight requirements and thickness requirements visit [subzero-wolf.com/reveal](http://subzero-wolf.com/reveal).

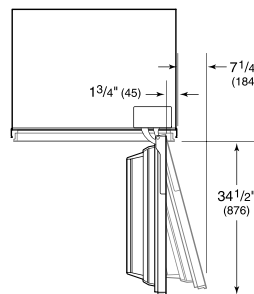
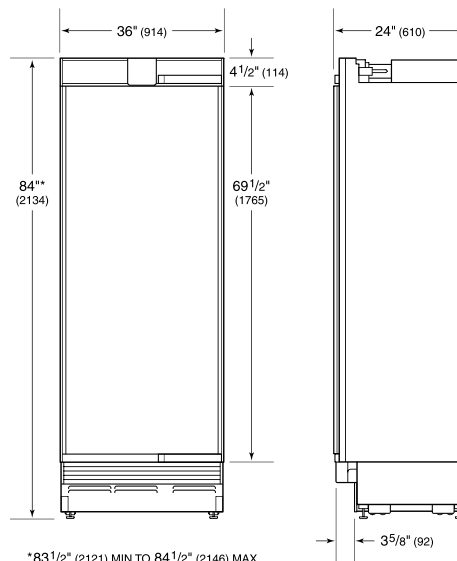
**NOTE:** Dimensions in parenthesis are in millimeters unless otherwise specified

**INTERIOR VIEW**

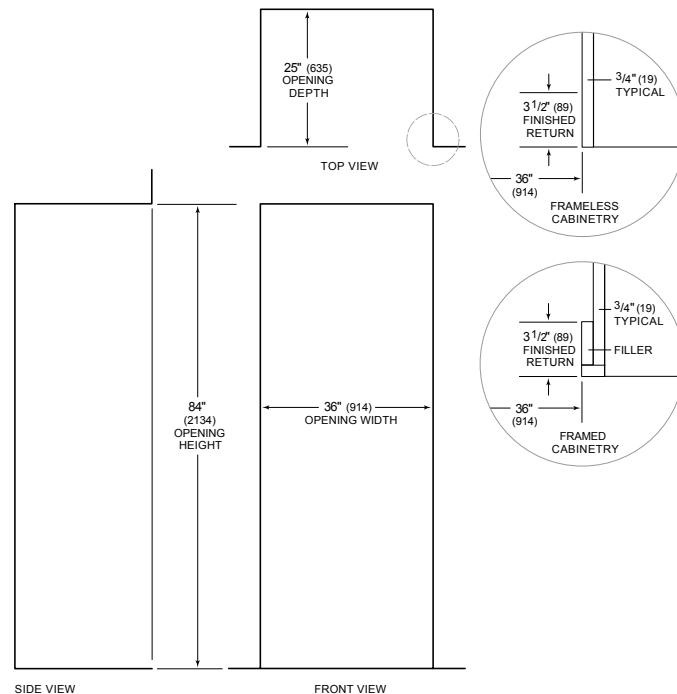


This illustration is intended for interior reference only and may not represent the exterior of the model being specified.

**DIMENSIONS**



**STANDARD INSTALLATION**



**NOTE:** 3 1/2" (89) finished returns will be visible and should be finished to match cabinetry