

DF304



FEATURES

- _____ Dual convection oven for faster, more consistent cooking
- _____ 10 cooking modes make meals easy
- _____ Dual-stacked burners produce up to 20,000 Btu
- _____ Burners capable of delivering less than 300 Btu for premier simmer performance
- _____ Cobalt blue porcelain interior
- _____ Exclusive pivoting control panel
- _____ Continuous cast-iron grates for easy movement of pots and pans
- _____ Rigorously tested in our U.S. manufacturing facilities for decades of use
- _____ Exceptional 24/7 support from our Customer Care team in Madison
- _____ Spark ignition system re-ignites when flame goes out
- _____ Heavy-gauge stainless steel
- _____ Red, black or stainless steel control knobs
- _____ Temperature probe lets you know when it's done
- _____ Self clean, delayed start, timed cook, Sabbath mode and more

ACCESSORIES

- _____ Bake stone kit (stone, rack and peel)
- _____ Stainless steel, brass or chrome bezels
- _____ Front leg and rear caster covers
- _____ High altitude conversion kit
- _____ Dehydration kit (racks and door stop)
- _____ Full-extension easy glide oven rack
- _____ Cast iron S-grates and wok grate
- _____ Stainless steel kickplate
- _____ Signature red, black or stainless steel control knobs
- _____ Temperature probe and broiler pan
- _____ 5" and 10" stainless steel risers, and 20" riser with shelf
- _____ Set of three standard oven racks
- _____ 30" baking sheet

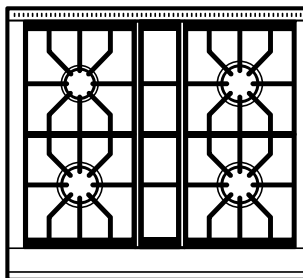
Accessories available through an authorized Sub-Zero dealer. For local dealer information, visit subzero-wolf.com/locator.



KNOB OPTIONS



TOP CONFIGURATION



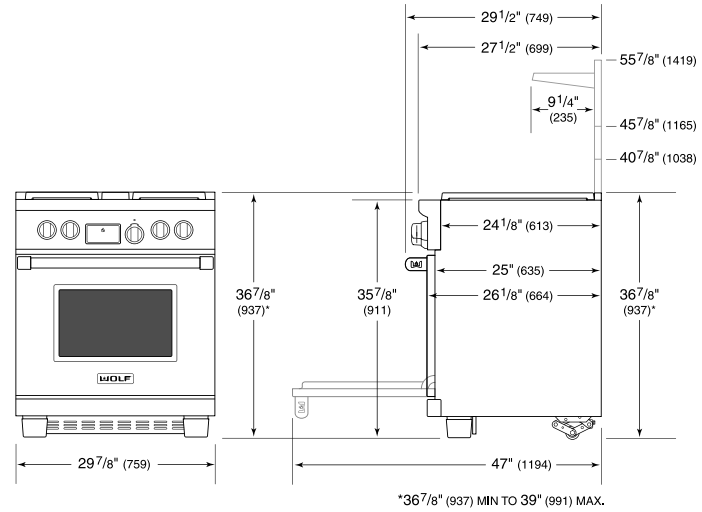
RANGETOP SPECIFICATIONS

- 1 - 9,200 Btu Burner
- 1 - 15,000 Btu Burner
- 1 - 18,000 Btu Burner
- 1 - 20,000 Btu Burner

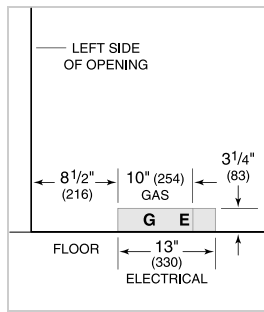
PRODUCT SPECIFICATIONS

Model	DF304
Dimensions	29 7/8"W x 36 7/8"H x 29 1/2"D
Oven 1 Interior Dimensions	25"W x 16 1/2"H x 19"D
Oven 1 Usable Capacity	2.8 cu ft
Oven 1 Overall Capacity	4.5 cu ft
Door Clearance	19 1/2"
Weight	325 lb
Electrical Supply	240/208 VAC, 60 Hz
Electrical Service	30 amp dedicated circuit
Gas Supply	3/4" rigid pipe
Gas Inlet	1/2" NPT female

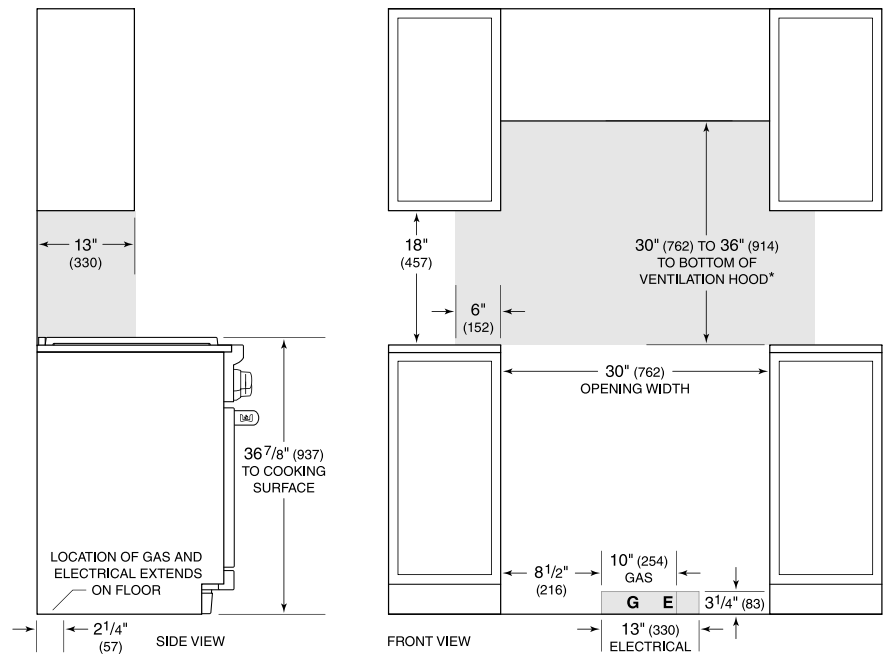
DIMENSIONS



ELECTRICAL AND GAS



STANDARD INSTALLATION



*Without ventilation hood, 36" (914) minimum clearance countertop to combustible materials.
 NOTE: Shaded area above countertop indicates minimum clearance to combustible surfaces, combustible materials cannot be located within this area.
 For island installation, 12" (305) minimum clearance back of range to combustible rear wall above countertop.