

CG243TF/S




FEATURES

- Rigorously tested for decades of use
- Exceptional support from our Customer Care team in Madison
- Spark ignition system re-ignites if flame goes out
- Lower tier of dual-stacked burner lets you simmer and melt
- Easy-clean seamless burner pan
- Continuous cast-iron grate for easy movement of pots and pans
- Pairs well with Wolf module and transitional framed induction cooktops
- The power of Wolf in a small size
- Stylish stainless control knobs capped in black
- Dual-stacked burners go from 18,000 Btu down to a mere breath of flame

ACCESSORIES

Single Burner Wok Grate

Accessories available through an authorized dealer.
For local dealer information, visit subzero-wolf.com/locator.



COOKTOP SPECIFICATIONS

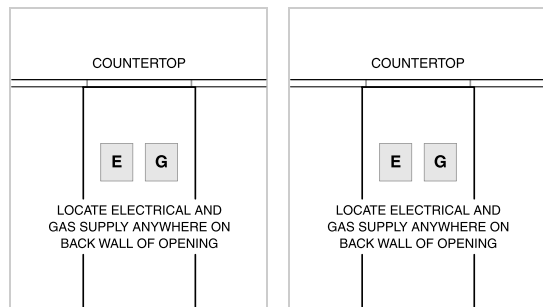
- 1 - 9,200 Btu Burner
- 1 - 12,000 Btu Burner
- 1 - 18,000 Btu Burner

PRODUCT SPECIFICATIONS

Model	CG243TF/S
Dimensions	23 5/8"W x 4"H x 21"D
Weight	30 lbs
Electrical Supply	120 VAC, 60 Hz
Electrical Service	15 amp dedicated circuit
Gas Supply	3/4" ID line
Gas Inlet	1/2" NPT female

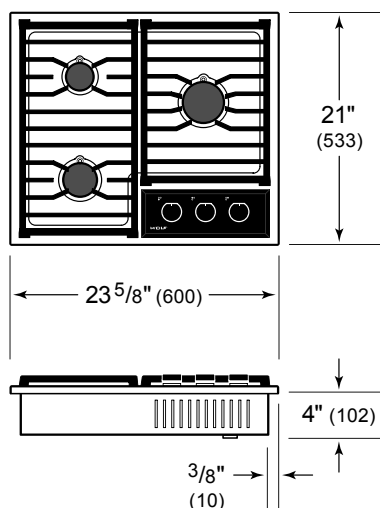
ELECTRICAL

GAS

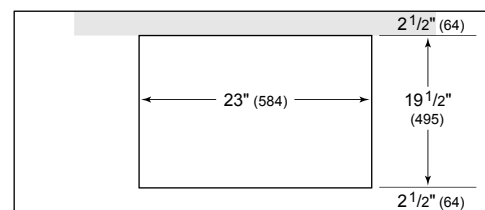


NOTE: Dimensions in parenthesis are in millimeters unless otherwise specified

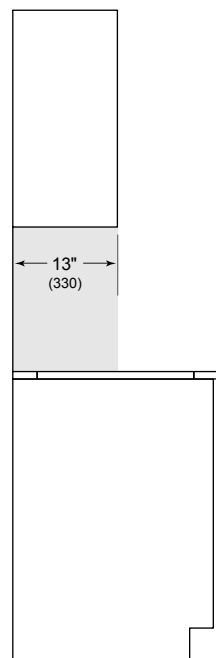
DIMENSIONS



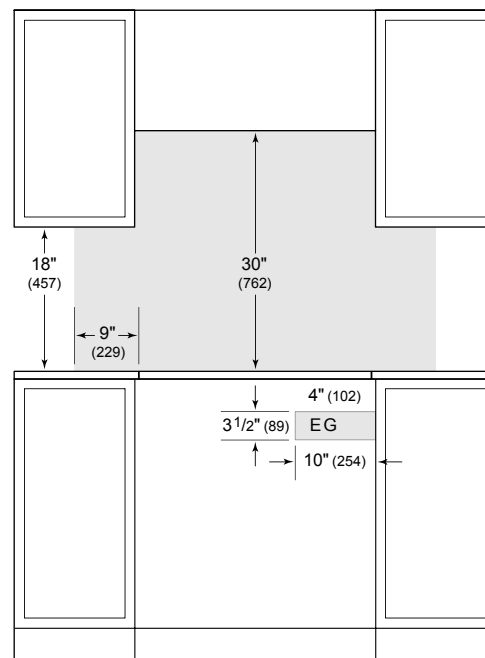
STANDARD INSTALLATION



COUNTERTOP CUT-OUT



SIDE VIEW



FRONT VIEW

NOTE: Shaded area above countertop indicates minimum clearance to combustible surfaces, combustible materials cannot be located within this area. Electrical and gas supply location only applies to installations with built-in oven.