

MES301HP

24-INCH STEAM AND CONVECTION SINGLE BUILT-IN OVEN

MASTERPIECE® SERIES WITH PROFESSIONAL HANDLE



FEATURES & BENEFITS

- ★ - Until now steam has been the technique for professional restaurants and is now available for the culinary enthusiast
- ★ - Steam and Convection Cooking provides unrivaled taste and quality—Food stays moist on the inside and is perfect on the outside
- ★ - The ultimate culinary tool—the Steam and Convection Oven offers passionate cooks three cooking solutions—Steam, True Convection, and Steam and Convection

★ THERMADOR® EXCLUSIVE

GENERAL PROPERTIES

Modes

(12) Steam, Steam Convection, True Convection, Reheat, Keep Warm, Defrost, Slow Cook, Proof, Dish Warming, 40 Easy Cook® Programs, Favorites, Steam Clean

Cleaning Type	Steam Clean
Illumination Type	Halogen
Interior Lights	2

OVEN PERFORMANCE

Steam Element Wattages	1,960 W
Convection Element Wattages	1,960 W

TECHNICAL DETAILS

Watts (W)	1,960 W
Circuit Breaker (A)	15 A
Volts (V)	240 / 208 V
Frequency (Hz)	60 Hz
Plug Type	Fixed Connection, No Plug
Conduit	71" Flexible 3-Wire
Energy Source	Electric
Installation Type	Non-Plumbed

DIMENSIONS & WEIGHT

Overall Appliance Dimensions (HxWxD) (in)	17 7/8" x 23 3/8" x 21 5/8"
Required Cutout Size (HxWxD) (in)	17 3/4" x 22" x 24"
Oven Cavity Size (cu. ft.)	1.4 cu. ft.
Overall Oven Interior Dimensions (HxWxD) (in)	14" x 9 5/8" x 15 3/4"
Usable Oven Interior Dimensions (HxWxD) (in)	12" x 7 3/4" x 15 5/8"
Net Weight (lbs)	61 lbs

ACCESSORIES (INCLUDED)

Wire Rack, Perforated Cooking, Pan – Full Size, Baking Tray, Perforated Cooking, Pan – Half Size Cooking

WARRANTY

Limited Warranty Parts and Labor	2 Year
----------------------------------	--------

ACCESSORIES (OPTIONAL)



MST271KS
27" Trim Kit for Steam and Convection Oven



MST301HS
30" Trim Kit for Steam and Convection Oven



CS1XLH
Cooking Pan—Half size, 1 5/8" deep



CS1XLPH
Perforated Cooking Pan—Half size, 1 5/8" deep



CS2XLH
Cooking Pan—Full size, 1 5/8" deep



CS2XLPH
Perforated Cooking Pan—Full size, 1 5/8" deep



CS2LH
Baking Tray—Full size, 1 1/8" deep



CSRACKH
Wire Rack for Steam and Convection Oven

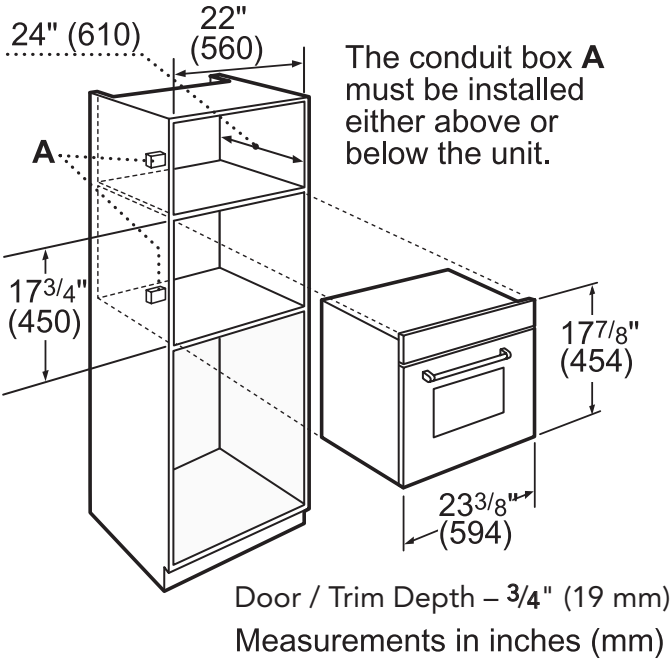
MES301HP

24-INCH STEAM AND CONVECTION SINGLE BUILT-IN OVEN

MASTERPIECE® SERIES WITH PROFESSIONAL HANDLE

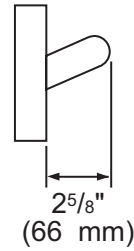


24-INCH STEAM AND CONVECTION OVEN



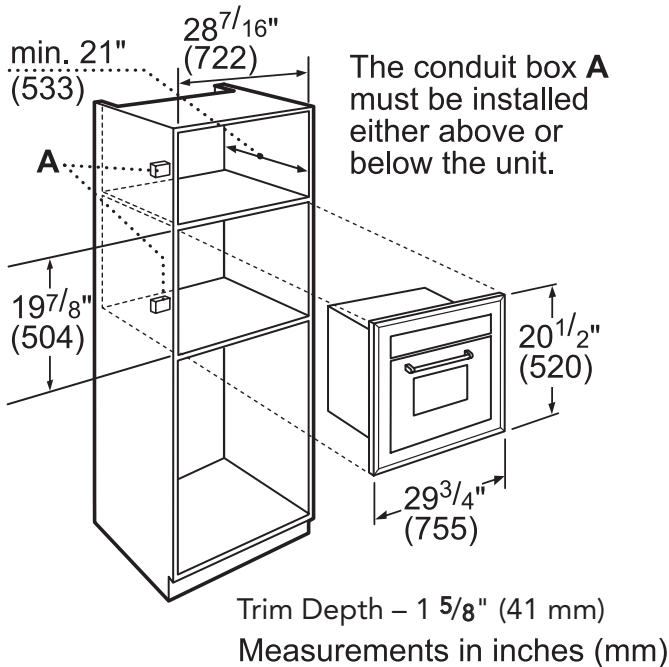
Door Handle Depth*

Professional Handle



*Protrusion of handle from outer part of door. Does not include thickness of door

30-INCH (24-INCH STEAM AND CONVECTION OVEN WITH TRIM KIT)



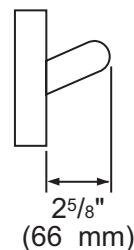
NOTE: 27" Trim Kit cutout width is 25 7/16" and product width is 26 3/4"

TRIM KIT SPECIFICATIONS

	27-Inch w/Trim Kit	30-Inch w/Trim Kit
Product Width	26 3/4"	29 3/4"
Product Height	20 1/2"	20 1/2"
Product Depth	21 5/8"	21 5/8"
Door Clearance	15"	15"
Min. Cabinet Width	27"	30"
Min. Cabinet Depth	21"	21"
Cutout Width	25 7/16"	28 7/16"
Cutout Height	19 7/8"	19 7/8"
Trim Overlaps (top - bottom - sides)	3/8" - 3/8" - 5/8"	3/8" - 3/8" - 5/8"

Door Handle Depth*

Professional Handle



*Protrusion of handle from outer part of door. Does not include thickness of door

MES301HP

24-INCH STEAM AND CONVECTION SINGLE BUILT-IN OVEN

MASTERPIECE® SERIES WITH PROFESSIONAL HANDLE



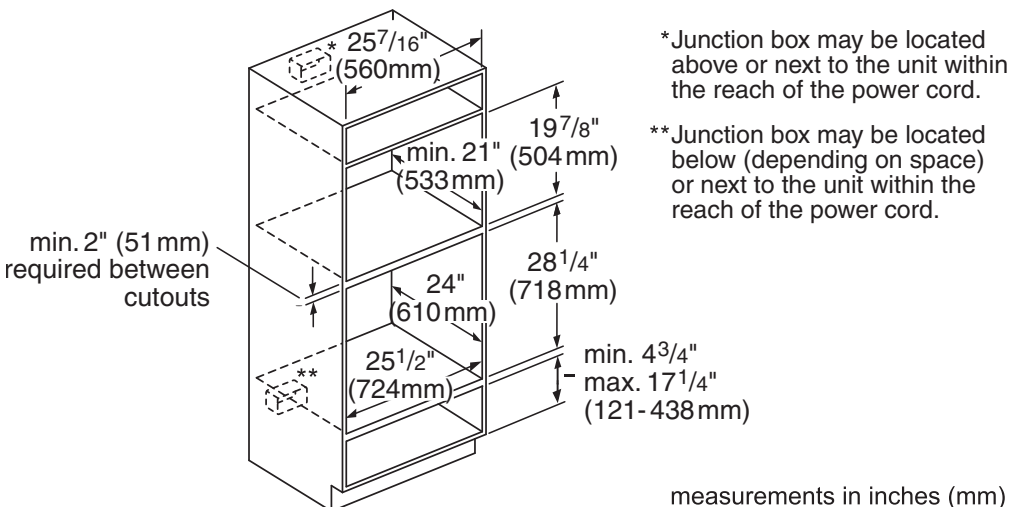
COMBINING PRODUCT IN A WALL-MOUNTED INSTALLATION

Thermador Masterpiece Steam and Convection Ovens may be installed in combination with other Thermador products.

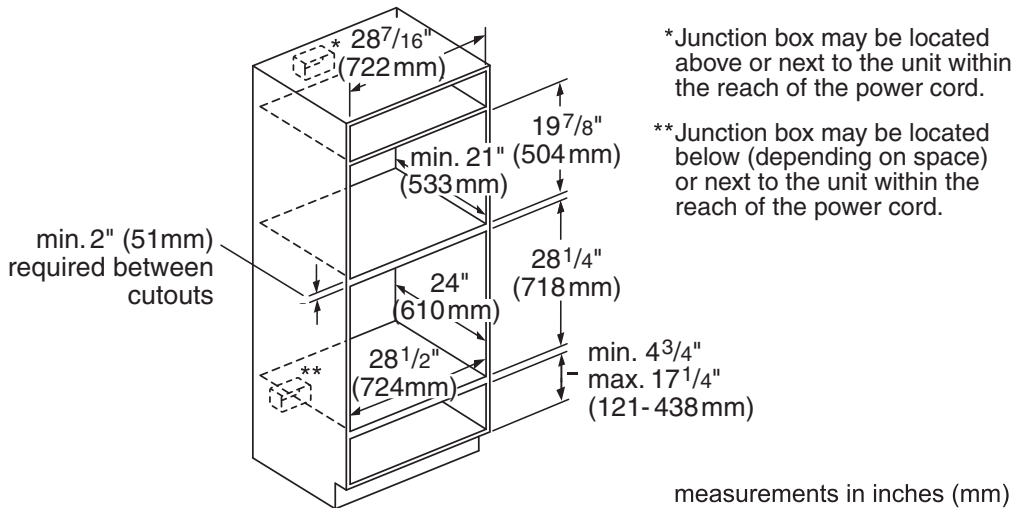
Upper Product	Masterpiece Steam Oven	Masterpiece Steam Oven	Microwave	Coffee Machine
Lower Product	Wall Oven	Microwave	Masterpiece Steam Oven	Masterpiece Steam Oven
Minimum distance between upper and lower product cutout*	2"	1 1/2"	1 1/2"	1 1/8"
Comments	Steam Oven w/Trim Kit		All Products w/Trim Kit	24" Installation (No Trim Kit)

*IMPORTANT: cabinet base must be able to support oven weight. Refer to oven manual for minimum weight requirements.
 NOTE: recommended air gap between products is 7/8" (included in min. distance)

24-INCH STEAM AND CONVECTION OVEN WITH 27-INCH TRIM KIT OVER SINGLE OVEN



24-INCH STEAM AND CONVECTION OVEN WITH 30-INCH TRIM KIT OVER SINGLE OVEN



These warranties give you specific legal rights and you may have other rights that vary from state to state. Full warranty and limited warranty from date of installation. For complete warranty details, refer to your Use & Care manual, or ask your dealer.

Specifications are for planning purposes only. Refer to installation instructions and consult your countertop supplier prior to making counter opening. Consult with a heating and ventilation engineer for your specific ventilation requirements. For the most detailed information, refer to installation instructions accompanying product or write to Thermador indicating the model number. Specifications are correct at time of printing. Thermador reserves the right to change product specifications or design without notice. Some models are certified for use in Canada. Thermador is not responsible for products that are transported from the U.S. for use in Canada.