

ID-24FI



FEATURES

Rigorously tested to ensure decades of use

Exceptional support from Madison, WI-based Customer Care team

Smart-touch controls for streamlined access to more settings

Ready to be fitted with custom panels and handles to blend with cabinetry

Soft-on LED lights for varying degrees of brightness

Soft-close doors and drawers

Automatic ice maker with "max ice" feature

ACCESSORIES

24" Drawer Panels with Pro Handles

24" Drawer Panels with Tubular Handles

Dual Installation Kit


Reduced Toekick Divider

Stainless Steel Pro Handles

Stainless Steel Tubular Handles

Stainless Steel Dual Installation Kickplates

Accessories are available through an authorized dealer.
For local dealer information, visit subzero-wolf.com/locator.



HANDLE ACCESSORIES

PRO



TUBULAR



PRODUCT DETAILS

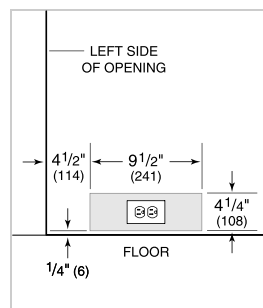
FREEZER

- Adjustable drawer dividers
- Automatic ice maker
- Removable ice container

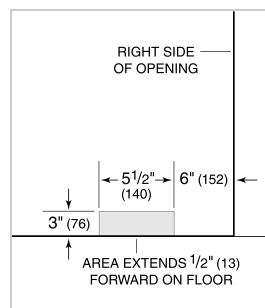
PRODUCT SPECIFICATIONS

Model	ID-24FI
Dimensions	24"W x 34 1/2"H x 24"D
Drawer Clearance	18 3/8"
Weight	170 lbs
Freezer Capacity	3.8 cu. ft.
Electrical Supply	115 VAC, 60 Hz
Electrical Service	15 amp dedicated circuit
Receptacle	3-prong grounding-type

ELECTRICAL



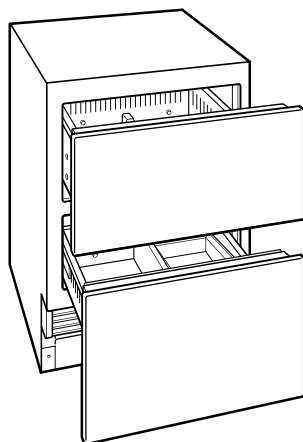
PLUMBING



PANEL SPECIFICATIONS For complete panels specifications including width/height, weight requirements and thickness requirements visit subzero-wolf.com/reveal.

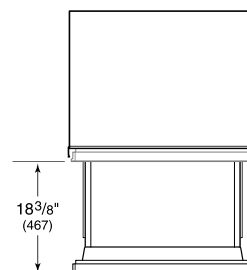
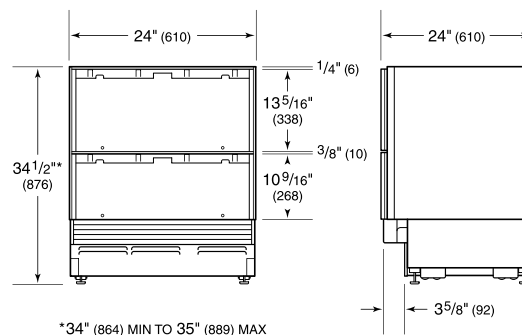
NOTE: Dimensions in parenthesis are in millimeters unless otherwise specified

INTERIOR VIEW

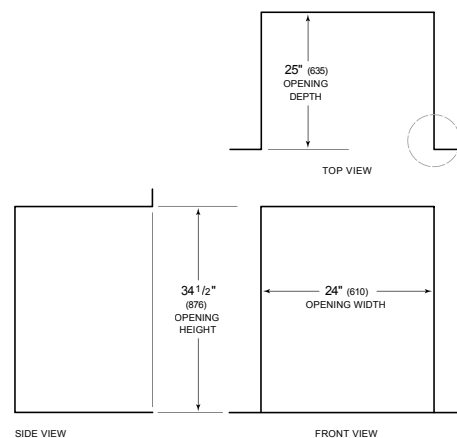


This illustration is intended for interior reference only and may not represent the exterior of the model being specified.

DIMENSIONS



STANDARD INSTALLATION



NOTE: 3 1/2" (89) finished returns will be visible and should be finished to match cabinetry

