

IC-24CI



## FEATURES

- Ready to be fitted with custom panels and handles to blend with cabinetry
- Dual refrigeration keeps food fresher longer
- Refrigerator and freezer behind one door
- Air purification system fights spoilage, odors
- Crisper drawer in low-temp, high-humidity zone for optimum freshness
- Automatic ice maker with "max ice" feature
- Water-filtration system reduces contaminants, chlorine taste and odor
- Smart-touch controls for streamlined access to more settings
- Nano-coated spill-proof shelves for easy clean-up
- Rigorously tested in our U.S. manufacturing facilities to ensure decades of use
- Exceptional 24/7 support from Madison, WI-based Customer Care team

## ACCESSORIES

- Air Purification Cartridge
- Egg Container
- Stainless steel tubular handles
- Stainless steel pro handles
- Dual installation kits
- Stainless steel front panels with tubular or pro handles
- Stainless steel kickplate
- Stainless steel side enclosure
- Stainless steel top enclosure
- Reduced toe kick divider for toe kicks from 2" to 3.875"
- Replacement water filter

Accessories are available through an authorized Sub-Zero dealer. For local dealer information, visit [subzero-wolf.com/locator](http://subzero-wolf.com/locator).



## HANDLE ACCESSORIES

PRO



TUBULAR



## PRODUCT DETAILS

### REFRIGERATOR

- Three adjustable glass shelves
- Crisper drawer with two adjustable dividers
- Two adjustable door shelves
- One stationary door shelf
- Adjustable dairy compartment

### FREEZER

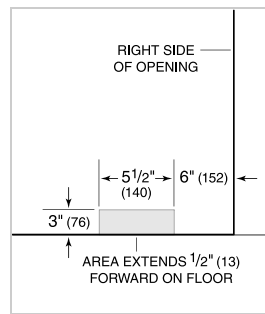
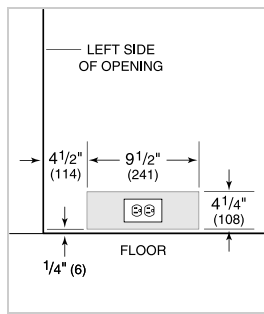
- Two drawers
- Automatic ice maker
- Removable ice container

**PRODUCT SPECIFICATIONS**


Model	IC-24CI
Dimensions	24"W x 84"H x 24"D
Door Clearance	22 1/2"
Weight	357 lb
Refrigerator Capacity	8 cu ft
Freezer Capacity	3.1 cu ft
Electrical Supply	115 VAC, 60 Hz
Electrical Service	15 amp dedicated circuit
Plumbing Supply	1/4" OD copper, braided stainless steel or PEX tubing
Plumbing Pressure	35–120 psi
Receptacle	3-prong grounding-type

**ELECTRICAL**

**PLUMBING**

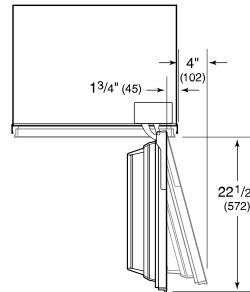
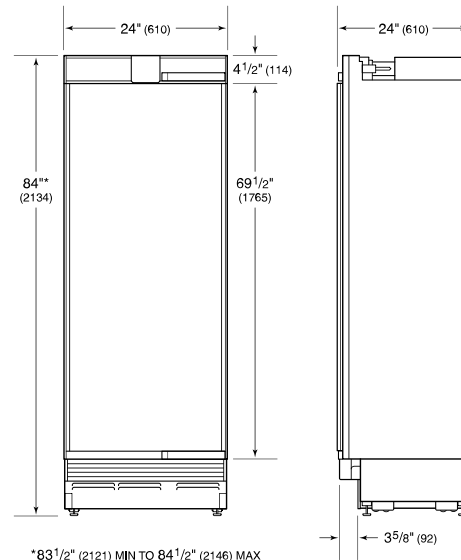


**INTERIOR VIEW**

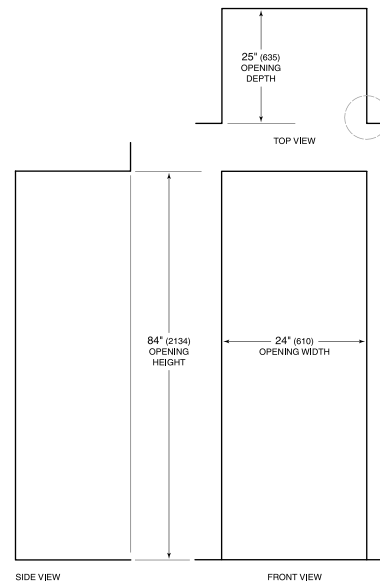


This illustration is intended for interior reference only and may not represent the exterior of the model being specified.

**DIMENSIONS**



**STANDARD INSTALLATION**



NOTE: 3/2" (89) finished returns will be visible and should be finished to match cabinetry.

