

BW-30/S



## FEATURES

Rigorously tested to ensure decades of use

Exceptional support from Madison, WI-based Customer Care team

Two independent temperature zones hold reds and whites at proper serving temperature

Dual evaporators for constant, moderate humidity so corks don't dry out

UV-resistant glass door protects against premature wine aging

Textured roller-glide shelves for access without agitating wine

Brighter LED lighting makes finding bottles easy

Intuitive control panel keeps temps within one degree of set point

Home security system connection

Inventory tile system for better organization

Stainless steel for a classic Sub-Zero look

## ACCESSORIES

90° Door Stop

Bulk Storage Drawer

Cherrywood Humidor

Dessert Wine Rack

Dual Installation Kit

Dual Installation Kit with 60" Pro Louvered Grille

Dual Installation Kit with 66" Pro Louvered Grille

Lock Kit

Stainless Steel Kickplate - Left Hinge

Stainless Steel Kickplate - Right Hinge

Stainless Steel Pro Louvered Grille - 83"

Stainless Steel Pro Louvered Grille - 88"

Stainless Steel Side Panel

White Side Panel

Wine inventory tiles

Wine inventory tiles-writable

Dual Installation Kit with Dual Wide Grille

90° door stop

Built-In Stainless Steel Pro Louvered Grilles

Accessories are available through an authorized dealer.  
For local dealer information, visit [subzero-wolf.com/locator](http://subzero-wolf.com/locator).



## HANDLE OPTIONS

PRO



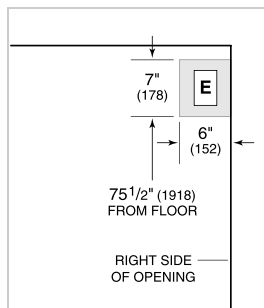
TUBULAR



**PRODUCT SPECIFICATIONS**

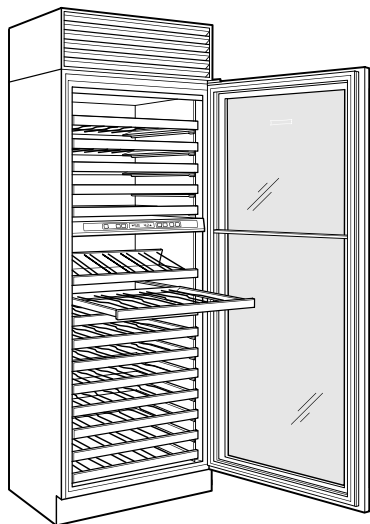
Model	BW-30/S
Dimensions	30"W x 84"H x 24"D
Door Clearance	31 3/4"
Weight	445 lbs
Electrical Supply	115 VAC, 60 Hz
Electrical Service	15 amp dedicated circuit
Wine Storage Capacity	146 Bottles
Receptacle	3-prong grounding-type

**ELECTRICAL**



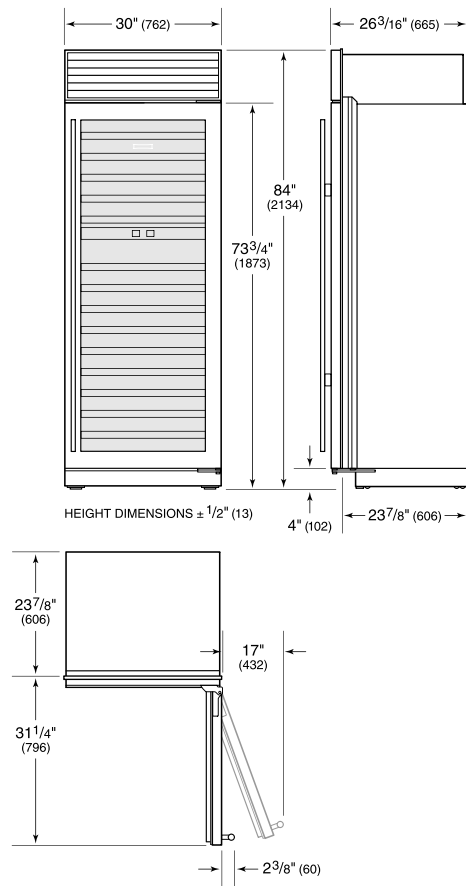
NOTE: Dimensions in parenthesis are in millimeters unless otherwise specified

**INTERIOR VIEW**

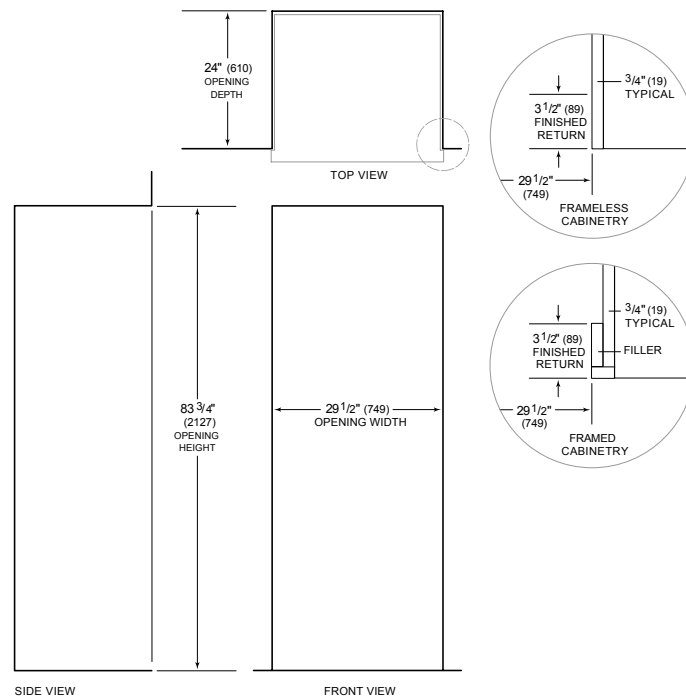


This illustration is intended for interior reference only and may not represent the exterior of the model being specified.

**DIMENSIONS**



**STANDARD INSTALLATION**



NOTE: 3 1/2" (89) finished returns will be visible and should be finished to match cabinetry. Shaded line represents profile of unit.