

DVE/G45T6100P

SAMSUNG

Samsung Front Load Electric/Gas Dryer with Steam Sanitize+

7.5 cu. ft. Capacity DOE



Signature Features

Steam Sanitize+

- The Steam Sanitize+ cycle removes 99.9% of germs and bacteria, over 95% of pollen, and kills 100% of dust mites¹. Multi-Steam Technology steams away wrinkles, odors, and static.

Sensor Dry

- Automatically optimizes the time and temperature of your drying cycle to protect your clothes from heat damage, while avoiding excess energy use.

Smart Care

- Easy troubleshooting from the convenience of your smartphone². Smart Care interacts with your washer and dryer to perform an immediate diagnosis and offer quick solutions.

Available Colors



Platinum (shown)



Steam Sanitize+



Sensor Dry

Features

- Steam Sanitize+
- Sensor Dry
- Smart Care
- Interior Drum Light
- 10 Preset Drying Cycles
- 9 Additional Drying Options
- 5 Temperature Levels
- 4-Way Venting (Electric)
- 3-Way Venting (Gas)
- Reversible Tinted Door
- LED Display: Ice Blue

Convenience

- Child Lock
- Lint Filter Indicator

Rating



ENERGY STAR®-rated
608 kwh/yr

¹Based on internal testing and independently verified by Intertek. Individual results may vary.

²Requires Samsung Smart Washer/Dryer App. The Samsung Smart Washer/Dryer app supports Android OS 2.3.6 or later and iOS 3 or later for iPhone models. Smart Washer/Dryer app available in App Store and Play Store.

DVE/G45T6100P

SAMSUNG

Samsung Front Load Electric/Gas Dryer with Steam Sanitize+

7.5 cu. ft. Capacity DOE

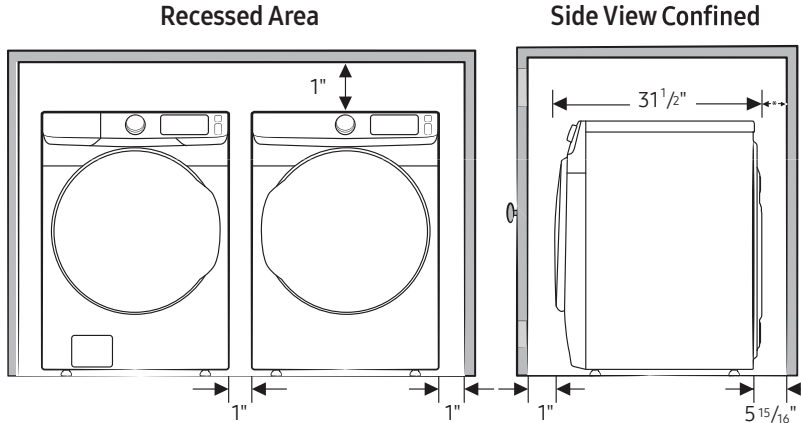
Installation Specifications

If the washer and dryer are installed together or the dryer alone, the closet front must have two unobstructed air openings for a combined minimum total area of 72-inch² (see stacked build below). Your washer alone does not require a specific air opening.

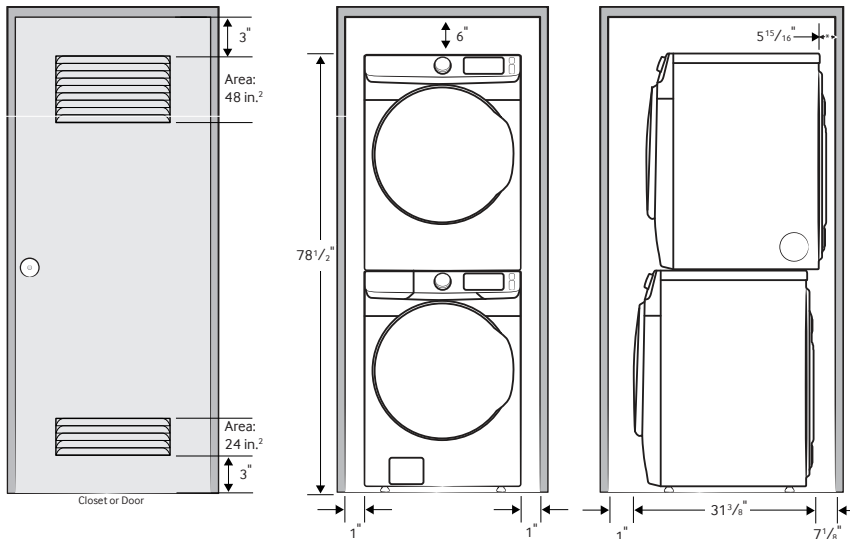
*Required spacing (External exhaust elbow may require additional space.)

1. Alcove or closet installation

Minimum Clearance for Closet and Alcove Installations:

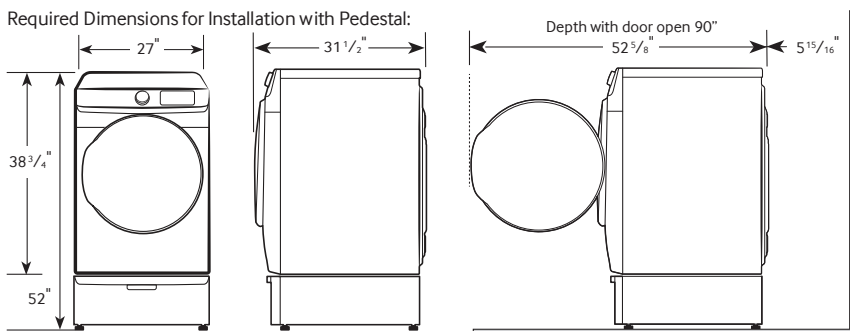


2. With stacked washer and dryer



Dimensions

Required Dimensions for Installation with Pedestal:



4-Way Venting (Electric)

3-Way Venting (Gas)

10 Preset Drying Cycles:

Refresh, Steam Sanitize+, Normal, Heavy Duty, Permanent Press, Bedding, Delicates, Time Dry, Air Fluff, Quick Dry

9 Additional Drying Options:

Damp Alert, Wrinkle Prevent, Adjust Time (Up), Adjust Time (Down), Eco Dry, Child Lock, Smart Care, Alarm Off, Drum Light

5 Temperature Levels:

High, Medium High, Medium, Medium Low, Low

5 Dry Levels:

More Dry, Normal-More Dry, Normal Dry, Normal-Less Dry, Less Dry

Warranty

One (1) Year Parts and Labor

Product Dimensions & Weight (WxHxD)

Dimensions: 27" x 38 3/4" x 31 1/2"

Weight: 123 lbs

Shipping Dimensions & Weight (WxHxD)

Dimensions: 29 3/8" x 42 9/16" x 33 1/2"

Weight: 130 lbs

Colour	Model #	UPC Code
Platinum	DVE45T6100P	887276390369
Platinum	DVG45T6100P	887276390390

Matching Washer

Platinum	WF45R6100AP	887276299464
----------	-------------	--------------

Pedestal

Platinum	WE402NP	887276310138
----------	---------	--------------

Accessories

Stacking Kit	SKK-8K	887276344034
--------------	--------	--------------

Actual color may vary. Design, specifications, and color availability are subject to change without notice. Non-metric weights and measurements are approximate.

© 2020 Samsung Electronics Canada Inc. All rights reserved. Samsung is a registered trademark of Samsung Electronics Co., Ltd., used with permission.