

# RF32CG5400

SAMSUNG

Large Capacity 3-Door French Door  
31 cu. ft. Refrigerator with 4 types of ice



## Signature Features

### Large 31 cu. ft. Capacity

Store more groceries with more room to stay organized. Large 31 cu. ft. capacity fits big bulky items and provides easy access to everything you need.

### Four Ice Types


Enjoy your favourite beverage with your choice of ice. Choose cubed ice or Ice Bites™ from the Dual Ice Maker in the freezer drawer, or opt for curved or crushed ice from the external dispenser.

### Modern Design

A flat-front design with low-profile door handles and recessed drawer handle fit seamlessly into your kitchen.



Large 31 cu. ft. Capacity



Refrigerator: Curved and Crushed Ice  
Freezer: Cubed and Ice Bites™

## Available Colours



Fingerprint Resistant  
Stainless Steel



Fingerprint Resistant  
Matte Black Steel

## Design

- Premium External Filtered Water and Ice Dispenser
- Large Capacity of 31 cu. ft.
- High-Efficiency LED Lighting
- Gallon Door Bin
- Fingerprint Resistant Finish

## Technology

- Wi-Fi Enabled
- Power Cool & Power Freeze
- Door Alarm
- Water Filter Indicator

## Performance

- Four Ice Types: Crushed, Curved, Cubed and Ice Bites™
- SmartThings Energy\*
- Metal Cooling

\*Available on Android and iOS devices. A Wi-Fi connection and a Samsung account are required.

## Rating



- ENERGY STAR® rated:  
786 kWh/yr



SmartThings



ADA Compliant

# RF32CG5400

# SAMSUNG

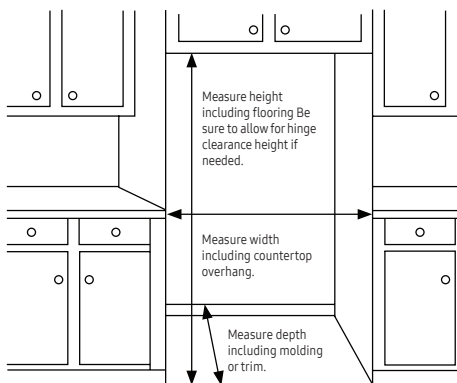
## Large Capacity 3-Door French Door 31 cu. ft. Refrigerator with 4 types of ice

### Installation Specifications

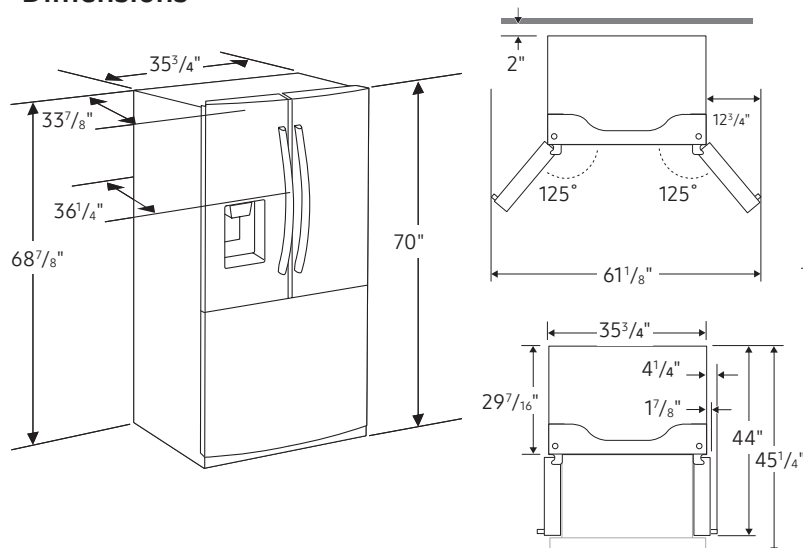
1. Measure the height, width and depth of the opening, making sure to include baseboards, molding tile, countertop overhang, etc. Check to be sure there is enough room to open the door (consider walls, islands or other obstacles when measuring).
2. Refer to illustration below to determine dimensions.
3. Allow  $3\frac{3}{4}$ " of clearance on hinge side of refrigerator when installing next to a wall where handle may make contact.
4. Allow 1" minimum clearance at rear for proper air circulation and water/electrical connections. Allow a  $\frac{3}{8}$ " minimum clearance at sides and top for ease of installation.
5. Ensure each door and entryway in the home is wide enough for the refrigerator to be moved through easily.

For optimal usage and ability to open refrigerator doors completely, do not install next to a wall.

Please note: The following dimensions and cutout information is for planning purposes only. For complete installation details, consult manual packed with product or download manual online at [samsung.com](https://www.samsung.com).



### Dimensions



**Total Capacity: 30.5 cu. ft.**

### Refrigerator: 21.3 cu. ft.

- External Filtered Water and Ice Dispenser
- 4 Tempered Glass Spill-Proof Shelves
- Full-Width Drawer
- 2 Clear Drawers
- 7 Door Bins
  - Right: 1 Gallon Bin, 3 Regular Bins
  - Left: 3 Regular Bins
- High-Efficiency LED Lighting

### Freezer: 9.2 cu. ft.

- Dual Ice Maker in Freezer (Cubed Ice or Ice Bites™)
  - 2 Removable Ice Buckets and 1 Scoop
- 1 Large Opaque Bin with 1 Divider
- High-Efficiency LED Lighting

### Accessories

Water Filter: HAF-QIN

Volt/Amps	115v / 3.5A
Power Cord Length:	2 meters

### Warranty

One (1) Year Parts and Labour on Refrigerator  
Ten (10) Years Parts on Digital Inverter Compressor

### Product Dimensions & Weight

Dimensions (WxHxD with hinges, handles and doors):

$35\frac{3}{4}$ " x 70" x  $36\frac{1}{4}$ "

Dimensions (WxHxD without hinges and door):

$35\frac{3}{4}$ " x  $68\frac{7}{8}$ " x  $29\frac{7}{16}$ "

Dimensions (WxHxD with hinge and door, no handle):

$35\frac{3}{4}$ " x 70" x  $33\frac{7}{8}$ "

Weight: 306 lb (138.8 kg)

### Shipping Dimensions & Weight (WxHxD)

Dimensions:  $37\frac{3}{4}$ " x  $75\frac{7}{16}$ " x 36"

Weight: 316 lb (143.3 kg)

Colour	Model #	UPC
Fingerprint Resistant Stainless Steel	RF32CG5400SR	887276769332
Fingerprint Resistant Matte Black Steel	RF32CG5400MT	887276769325