

DW80M3021US

SAMSUNG

Dishwasher with Stainless Steel Tub



Signature Features

Stainless Steel Interior

- Features a durable stainless steel tub that can help reduce energy consumption and aid in the drying process by retaining heat better than plastic tubs, allowing dishes to dry faster.

Hard Food Disposer

- Our advanced system allows for disposal of solid food particles with no need to clean a filter.
- Heavy foods are easily washed away without any pre-rinsing or scrubbing involved.

Hidden Heating Element

- Hidden Heat Element reduces the risk of melting plastic.


Available Colours



Stainless Steel



Quiet Operation



Hard Food Disposer

Features

- Quiet Operation – 50 dBA
- Water Consumption: 3.5 Gallons
- 15 Place Settings
- Hidden Heating Element
- Double Filtration System
- Hard Food Disposer
- 3 Spray Wash Arms (Upper, Middle, Lower)
- 4 Wash Cycles and 2 Wash Option
- Fan Condensing Drying System
- 2-Piece Silverware Basket
- 2" Adjustable Racking System
- Stainless Steel Interior

Convenience

- Control Lock
- Rinse Refill Indicator
- Cycle Progress Indicator
- Last Cycle Memory
- Five Sensors - Digital Water Leakage, Overflow, Sanitize, Turbidity, Water Fill
- Delay Start



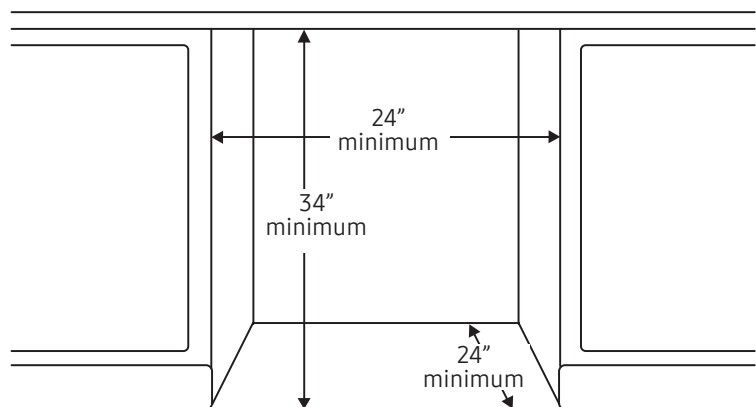
ENERGY STAR®-rated:
265 kWh/yr

DW80M3021US

SAMSUNG

Dishwasher with Stainless Steel Tub

Installing Your Dishwasher



Features

- 4 Wash Cycles:
 - Heavy
 - Normal
 - Express 60
 - Auto Wash
- 2 Options:
 - Sanitize (Anti-Bacterial-NSF)
 - Child Control
- 4 Control Buttons:
 - Cancel and Drain (2 Buttons)
 - Control Lock (1 Button)
 - Start & Pause (1 Button)
- 2-Stage Filtration
- Hidden Heat Element
- Stainless Steel Interior Tub

Convenience

- Control Lock
- Digital Water Leakage Sensor: Detects water leaks before they happen and shuts off the dishwasher to prevent water damage
- Delay Start
- Nylon Racking
- 2 Piece Silverware Baskets
- Upper Rack: 2 Cup Shelves, 2 Adjustable Tines (Adjustable to 3 different positions)
- Lower Rack: 1 removable plate support, 2 fold down tines
- Cutlery Sleeves

Warranty

One (1) Year All Parts and Labour

Five (5) Year Limited on Printed Circuit Board and Interior Nylon Racks

Lifetime Limited Warranty on Stainless Steel Door Liner and Tub for Leakage

Product Dimensions & Weight (WxHxD)

Dimensions (height is adjustable): $23\frac{7}{8}"$ x $35\frac{3}{7}"$ x $29\frac{1}{2}"$

Weight: 91.1 lbs. (41.3 Kg)


Shipping Dimensions & Weight (WxHxD)

Dimensions: $26"$ x $35"$ x $29\frac{1}{2}"$

Weight: 103 lbs. (46.7 Kg)

Dimensions

Side View



Rear View

