

# GLIDE-30-REC-2

30" Built-In Glide-Out Range Hood



## Signature Features

### Glide Out Hood

The glide out hood extends during use, and neatly tucks away when not needed.

### Two Speed Adjustments

Provides power level options to suit your cooking style.

### LED Lighting Strip

LED lights illuminate the cooktop, increase visibility, and are more energy efficient.

## General Properties

- Slide-Out Hood - Powder Coating Dark Gray
- Recirculating Mode
- Stainless Steel Handle (Can be replaced with matching cabinetry)
- Rocker Switch – Light Switch on Right Side, Fan Switch on Left Side
- 2 x Rectangle LED Lights with Smog Cover - Color Temp: 3,200K
- 2 x Honeycomb Filters



## Features

- 2 x Speed Adjustment
- AC Capacitor Motor
- Motor Power: 130 W
- Total Power: 132 W
- 300 CFM / 65 dBa

### Handle Replacement Dimensions

- Width: 29<sup>27/32</sup>" (758mm)
- Height: 3<sup>1/8</sup>" (80mm)

## Technical Specifications

### Product Dimensions (W/H/D)

- 29<sup>27/32</sup>" / 8<sup>5/16</sup>" / 11<sup>1/16</sup>"
- 758mm / 211mm / 281mm

### Cut Out Dimensions (W/H/D)

- min. 23<sup>5/8</sup>"-max. 24" / 8<sup>5/16</sup>" / min. 12"
- min. 600 - max. 610mm / 211mm / 305mm

### Weight

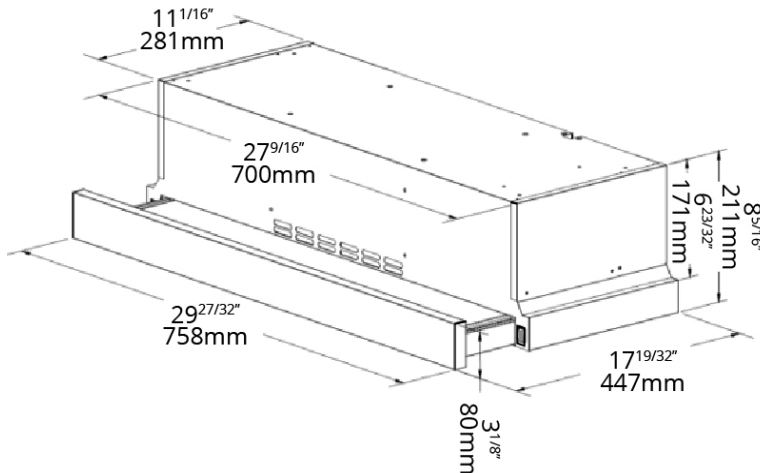
- Net Weight – 8.2kg (18 lbs.)
- Gross Weight – 9.48kg (20 lbs.)

### Electrical Requirements

- 120 V / 60 Hz
- Supplied with a Canadian plug and 1m long cord.

# GLIDE-30-REC-2

## Specifications



### Technical Specifications

#### Product Dimensions (W/H/D)

- 29<sup>27/32</sup>" / 8<sup>5/16</sup>" / 11<sup>1/16</sup>"
- 758mm / 211mm / 281mm

#### Cut Out Dimensions (W/H/D)

- min. 23<sup>5/8</sup>"-max. 24" / 8<sup>5/16</sup>" / min. 12"
- min. 600 - max. 610mm / 211mm / 305mm

#### Weight

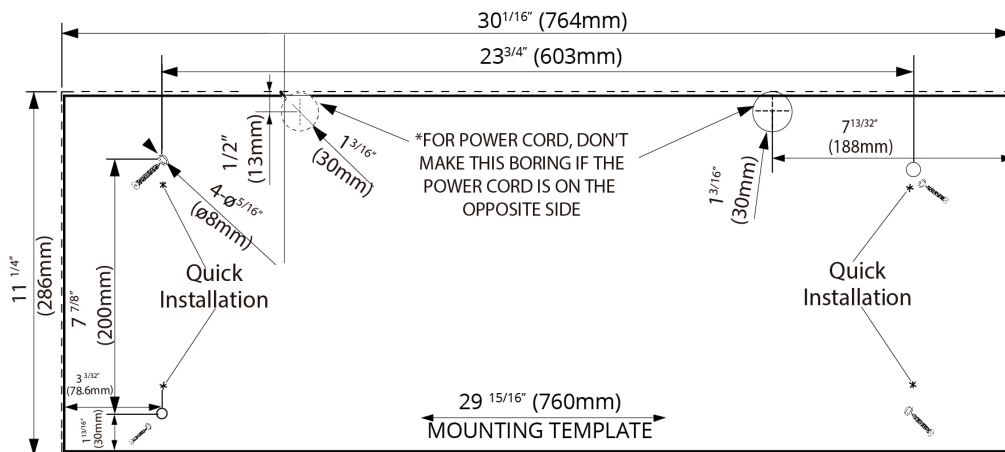
- Net Weight – 8.2kg (18 lbs.)
- Gross Weight – 9.48kg (20 lbs.)

#### Electrical Requirements

- 120 V / 60 Hz
- Supplied with a Canadian plug and 1m long cord.

#### Handle Replacement Dimensions

- Width: 29<sup>27/32</sup>" (758mm)
- Height: 3<sup>1/8</sup>" (80mm)



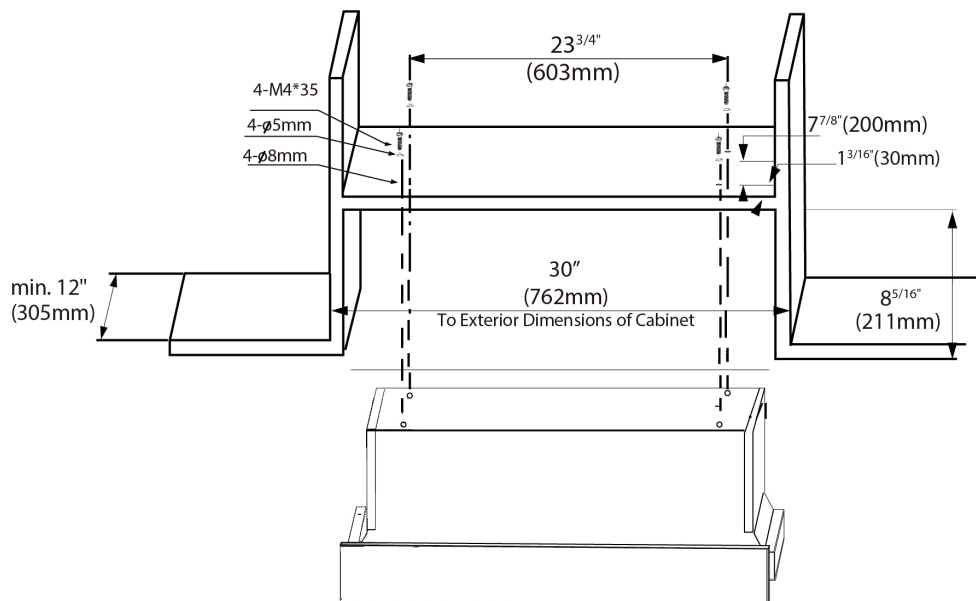
# GLIDE-30-REC-2

## Specifications

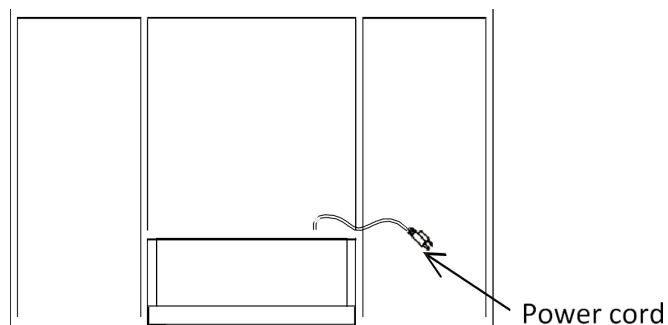
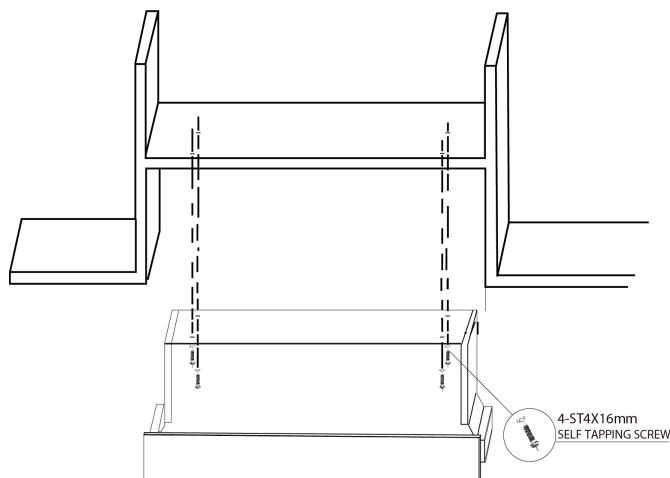
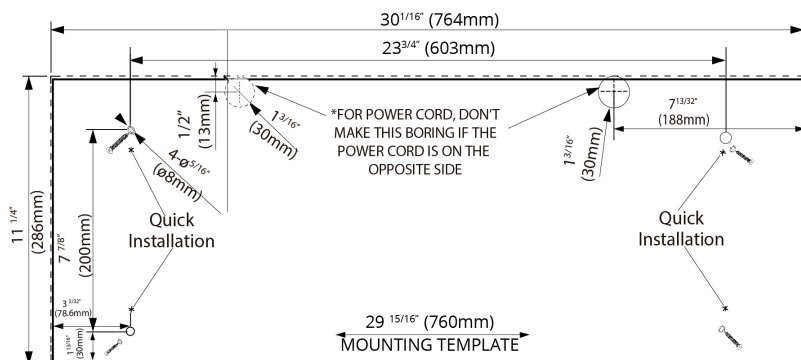


### Cabinet Preparation for Hood Support

- The range hood should be mounted at a minimum distance of 24" from an electric or induction cooktop, and a minimum distance of 30" above a gas cooktop for safety and optimum performance.



### Quick Installation

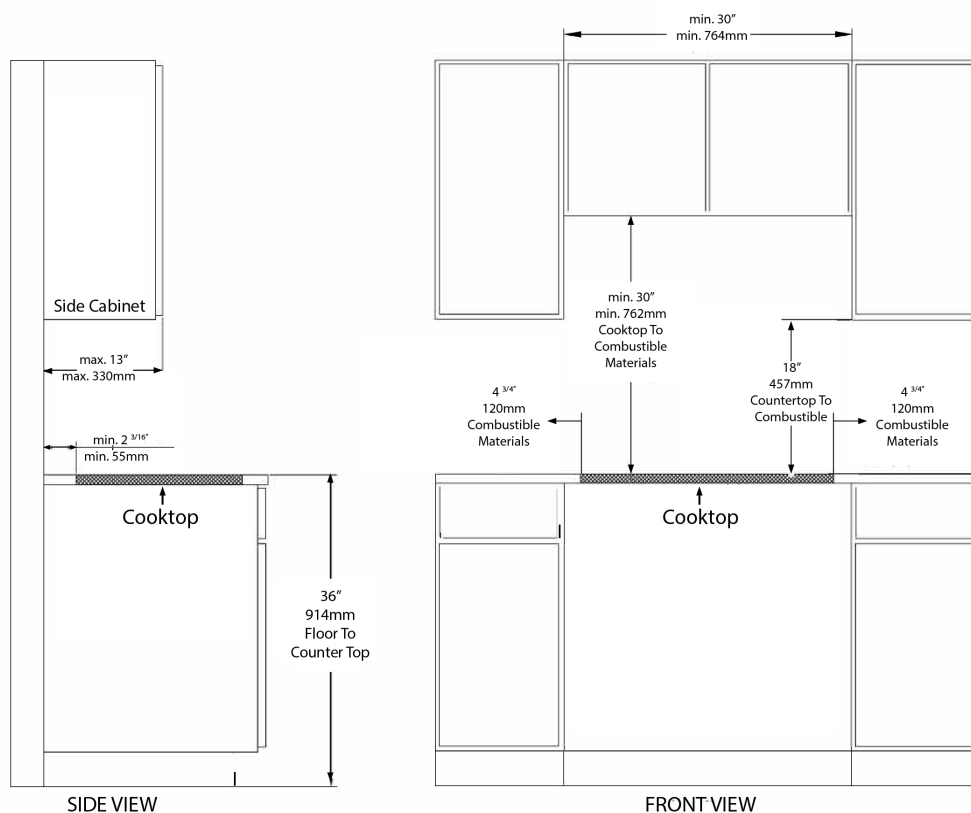


# GLIDE-30-REC-2

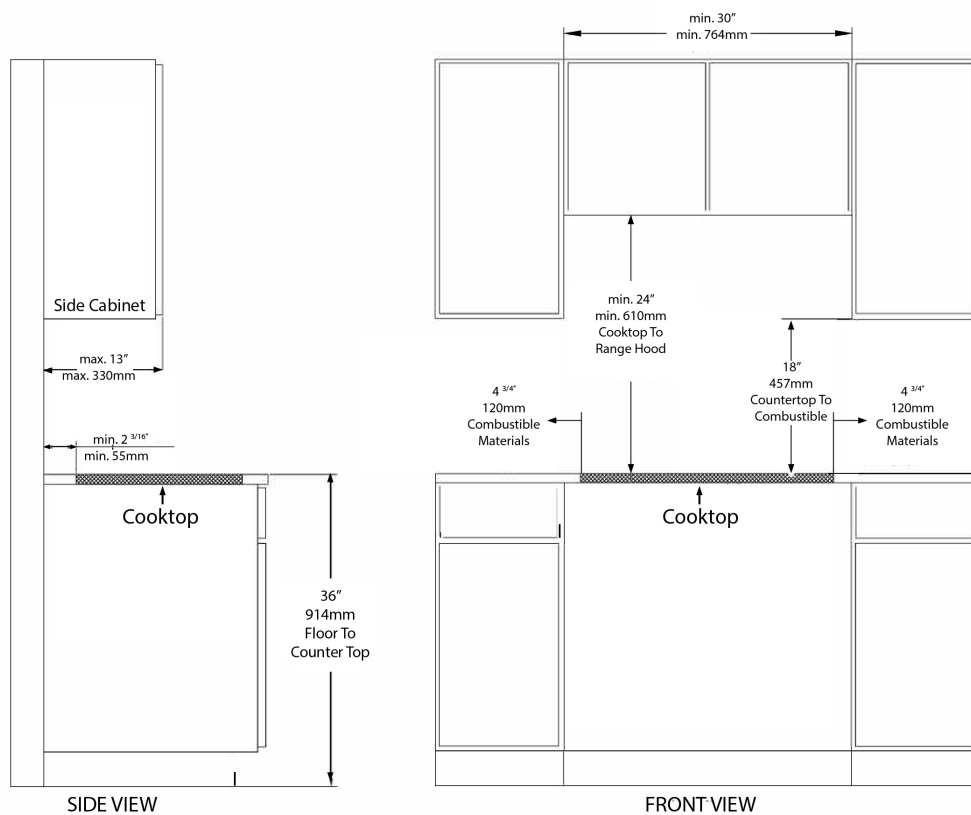
## Specifications



### Recommended Cabinet Minimum Clearance (Gas Cooktop)



### Recommended Cabinet Minimum Clearance (Electric & Induction Cooktops)



Other Product Downloads Available at [porterandcharles.ca](http://porterandcharles.ca)

- [Download User Manual](#)



#### WARRANTY INFORMATION

Porter & Charles Appliances are designed and manufactured to the highest standards.

Each appliance is covered by a comprehensive 2-year parts and labour warranty.

Refer to product warranty policy for complete terms and conditions.

#### FOR PARTS & SERVICE

Euro-Parts & Service

39822 Belgrave Road, Belgrave, ON. N0G 1E0 1 866 722 2262

[www.euro-parts.ca](http://www.euro-parts.ca) • [parts@euro-parts.ca](mailto:parts@euro-parts.ca) • [service@euro-parts.ca](mailto:service@euro-parts.ca)

Porter & Charles appliances are imported and distributed in North America by Euro-Line Appliances Inc. For more information, please visit one of our showrooms or [www.ela.ca](http://www.ela.ca) / [www.elawest.ca](http://www.elawest.ca)

#### ***EURO-LINE APPLIANCES INC.***

871 Cranberry Court, Oakville, ON  
L6L 6J7 Canada  
905 829 3980  
1 800 421 6332  
[info@ela.ca](mailto:info@ela.ca)

#### ***EURO-LINE APPLIANCES INC.***

101-1014 Homer Street, Vancouver, BC  
V6B 2W9, Canada  
604 235 3980  
1 855 ELA WEST (352 9378)  
[info@elawest.ca](mailto:info@elawest.ca)