

GLIDE-24-REC-2

24" Built-In Glide-Out Range Hood



Signature Features

Glide Out Hood

The glide out hood extends during use, and neatly tucks away when not needed.

Two Speed Adjustments

Provides power level options to suit your cooking style.

LED Lighting Strip

LED lights illuminate the cooktop, increase visibility, and are more energy efficient.

General Properties

- Slide-Out Hood - Powder Coating Dark Gray
- Recirculating Mode
- Stainless Steel Handle (Can be replaced with matching cabinetry)
- Rocker Switch – Light Switch on Right Side, Fan Switch on Left Side
- 2 x Rectangle LED Lights with Smog Cover - Color Temp: 3,200K
- 2 x Honeycomb Filters



Features

- 2 x Speed Adjustment
- AC Capacitor Motor
- Motor Power: 130 W
- Total Power: 132 W
- 300 CFM / 65 dBa

Handle Replacement Dimensions

- Width: 23^{9/16}" (598mm)
- Height: 3^{1/8}" (80mm)

Technical Specifications

Product Dimensions (W/H/D)

- 23^{9/16}" / 8^{5/16}" / 11^{1/16}"
- 598mm / 211mm / 281mm

Cut Out Dimensions (W/H/D)

- min. 23^{5/8}"-max. 24" / 8^{5/16}" / min. 12"
- min. 600 - max. 610mm / 211mm / 305mm

Weight

- Net Weight – 7.1kg (15 lbs.)
- Gross Weight – 8.2kg (18 lbs.)

Electrical Requirements

- 120 V / 60 Hz
- Supplied with a Canadian plug and 1m long cord.

GLIDE-24-REC-2

Specifications



Technical Specifications

Product Dimensions (W/H/D)

- 23⁹/₁₆" / 8⁵/₁₆" / 11¹/₁₆"
- 598mm / 211mm / 281mm

Cut Out Dimensions (W/H/D)

- min. 23⁵/₈"-max. 24" / 8⁵/₁₆" / min. 12"
- min. 600 - max. 610mm / 211mm / 305mm

Weight

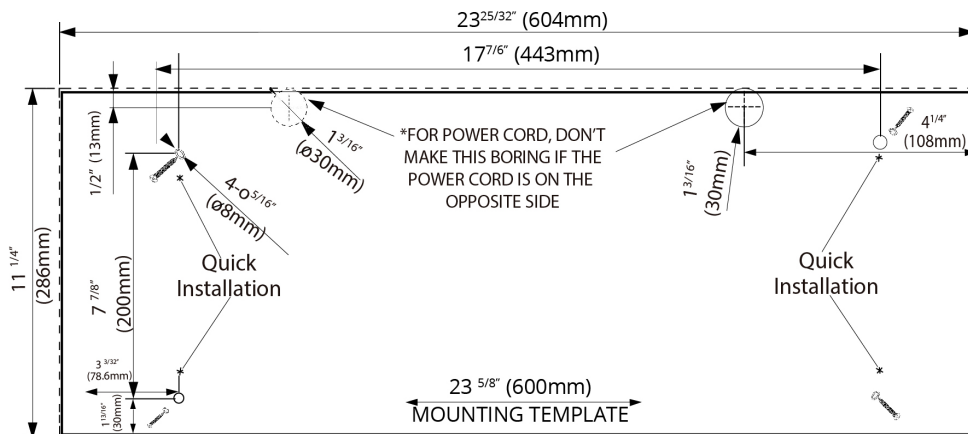
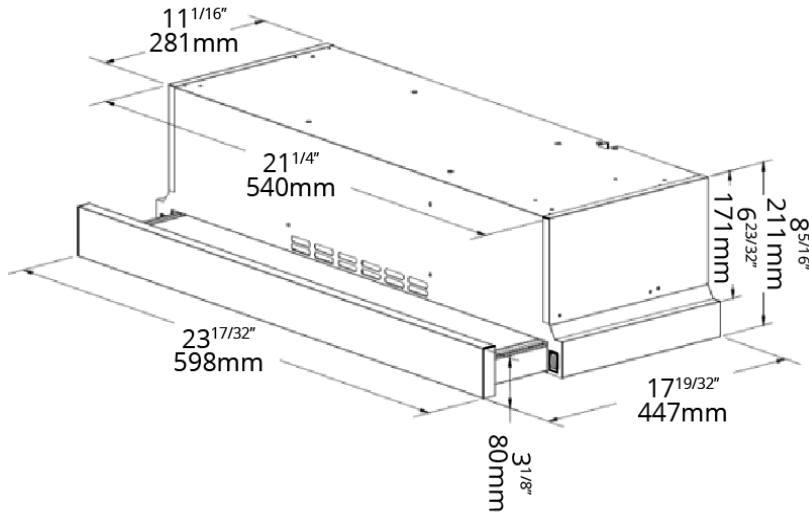
- Net Weight – 7.1kg (15 lbs.)
- Gross Weight – 8.2kg (18 lbs.)

Electrical Requirements

- 120 V / 60 Hz
- Supplied with a Canadian plug and 1m long cord.

Handle Replacement Dimensions

- Width: 23⁹/₁₆" (598mm)
- Height: 3¹/₈" (80mm)



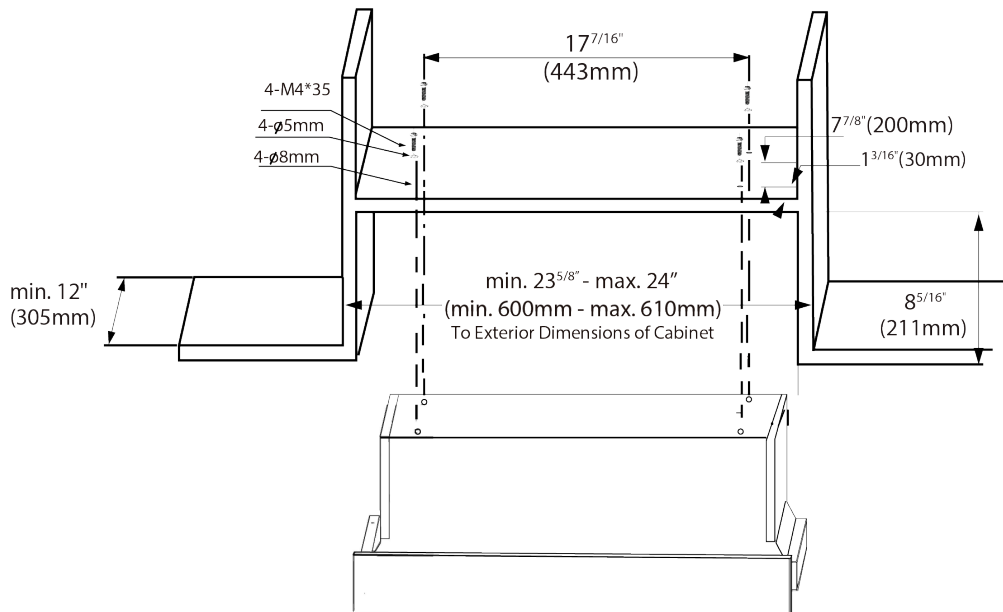
GLIDE-24-REC-2

Specifications

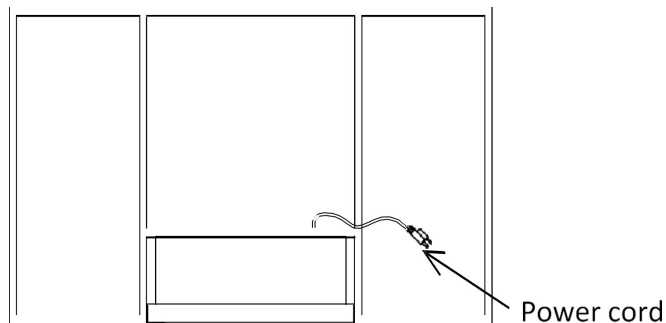
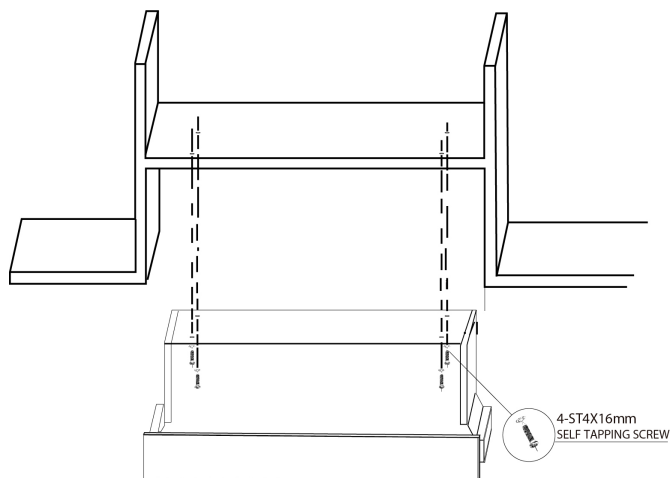
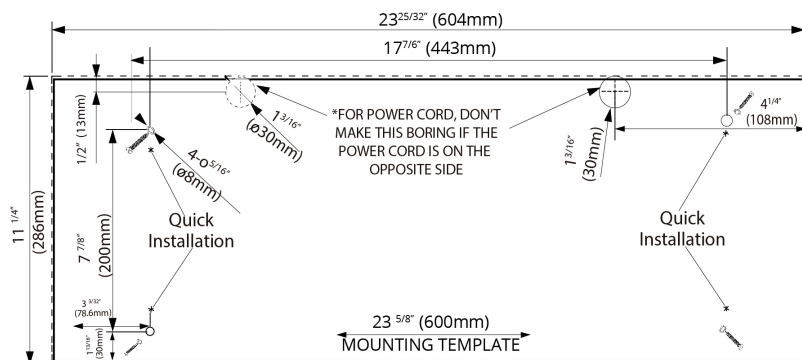


Cabinet Preparation for Hood Support

- The range hood should be mounted at a minimum distance of 24" from an electric or induction cooktop, and a minimum distance of 30" above a gas cooktop for safety and optimum performance.



Quick Installation

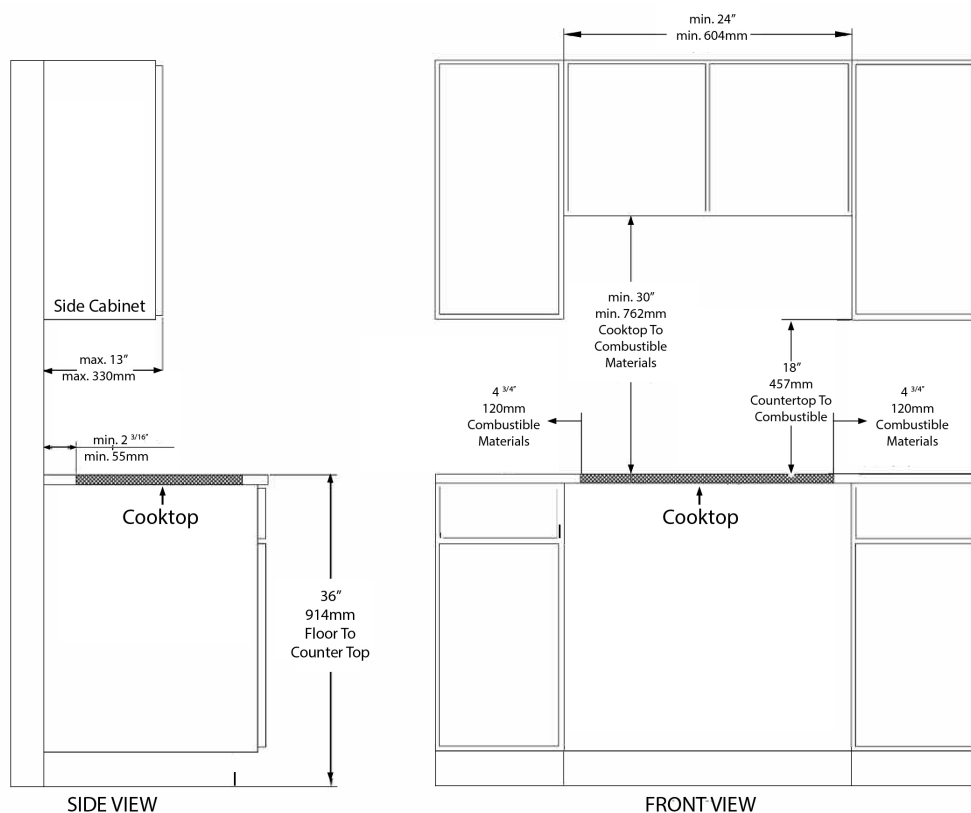


GLIDE-24-REC-2

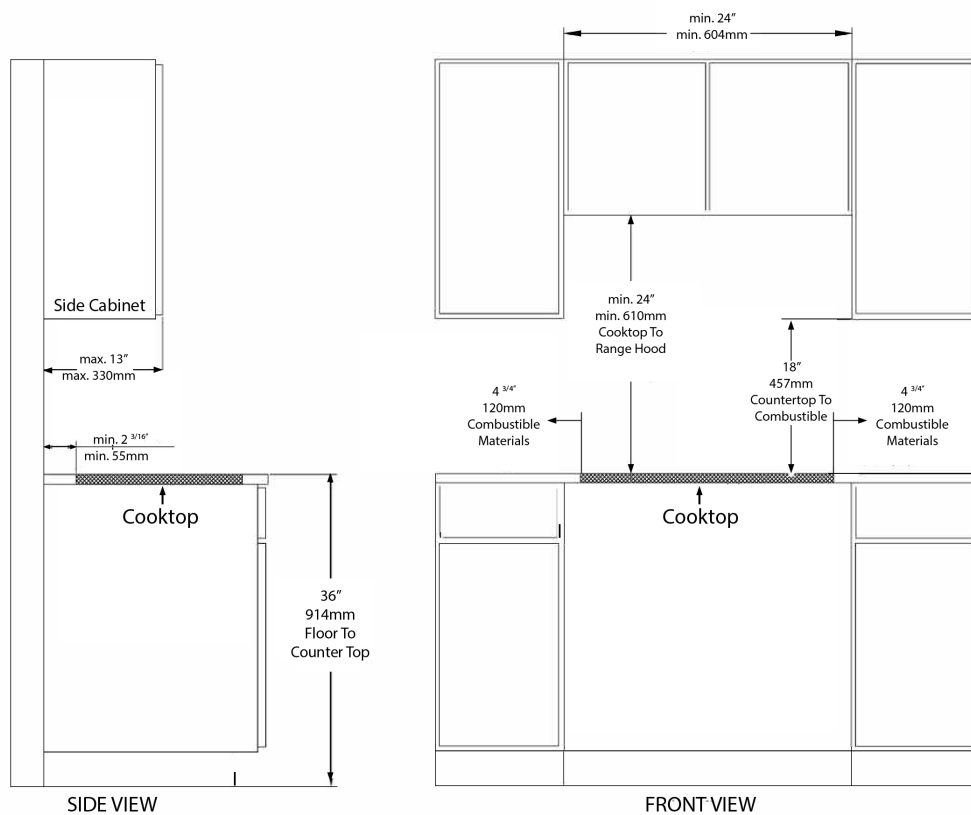
Specifications



Recommended Cabinet Minimum Clearance (Gas Cooktop)



Recommended Cabinet Minimum Clearance (Electric & Induction Cooktops)



Other Product Downloads Available at porterandcharles.ca

- [Download User Manual](#)



WARRANTY INFORMATION

Porter & Charles Appliances are designed and manufactured to the highest standards.

Each appliance is covered by a comprehensive 2-year parts and labour warranty.

Refer to product warranty policy for complete terms and conditions.

FOR PARTS & SERVICE

Euro-Parts & Service

39822 Belgrave Road, Belgrave, ON. N0G 1E0 1 866 722 2262

www.euro-parts.ca • parts@euro-parts.ca • service@euro-parts.ca

Porter & Charles appliances are imported and distributed in North America by Euro-Line Appliances Inc. For more information, please visit one of our showrooms or www.ela.ca / www.elawest.ca

EURO-LINE APPLIANCES INC.

871 Cranberry Court, Oakville, ON
L6L 6J7 Canada
905 829 3980
1 800 421 6332
info@ela.ca

EURO-LINE APPLIANCES INC.

101-1014 Homer Street, Vancouver, BC
V6B 2W9, Canada
604 235 3980
1 855 ELA WEST (352 9378)
info@elawest.ca