

GLIDE-30-2

30" Built-In Glide-Out Range Hood, Vented



Available Finishes/Colors

GLIDE-30-2

Stainless-Steel / Powder Coated Gray

KEY FEATURES

Under Cabinet Glide Out Hood

Hidden hood built over the cooktop, this discrete hood is only visible when in use. It can be smoothly pulled out to activate the extractor while cooking, and pushed back into place when idle, offering a classic way to finish your kitchen.

2-Speed

Provides great performance that allows you to adjust ventilation to meet your needs.

300 CFM Motor

Remove smoke and odours with ease with a powerful.

LED Lighting

Enjoy powerful illumination of the cooking surface with 2 long lasting and bright LED lights, which also don't create additional heat and are energy efficient.

Electronic Rocker Switch Buttons

On/off and high/low switches make it easy to manage the light and fan.

Dishwasher safe Honeycomb Filters

Make cleanup easy with dishwasher safe honeycomb grease filters that help keep the kitchen clean of unwanted grease and odours.



Two Fan Speeds



Rocker Switch Buttons



LED Lighting

GENERAL PROPERTIES

Glide-out range hood

Stainless-steel/Powder coated gray

Ducted/Vented

FEATURES

LED lighting

2 Speed adjustment

Electronic rocker switch buttons

Quiet (65dBa) 300 CFM motor

2 x Dishwasher safe honey comb filters

Stainless-steel handle (can be replaced with your cabinetry)

6" Duct adaptor included

TECHNICAL DETAILS

Product Dimensions (W/H/D)

29^{27/32"} / 8^{5/16"} / 11^{1/16"}

758mm / 211mm / 281mm

Cut-Out Dimensions (W/H/D)

30" / 8^{3/8"} / min. 12"

758mm / 213mm / 305mm

Handle replacement dimensions (W/H)

29^{27/32"} / 1^{21/32"}

758mm / 42mm

Weight

Net Weight: 8.2kg (18 lbs.)

Gross Weight: 9.48kg (20 lbs.)

ELECTRICAL REQUIREMENTS

110/230V / 60 Hz / 15 Amp

*Supplied with a Canadian cord and plug.

PRODUCT DIMENSIONS (INCH/MM)

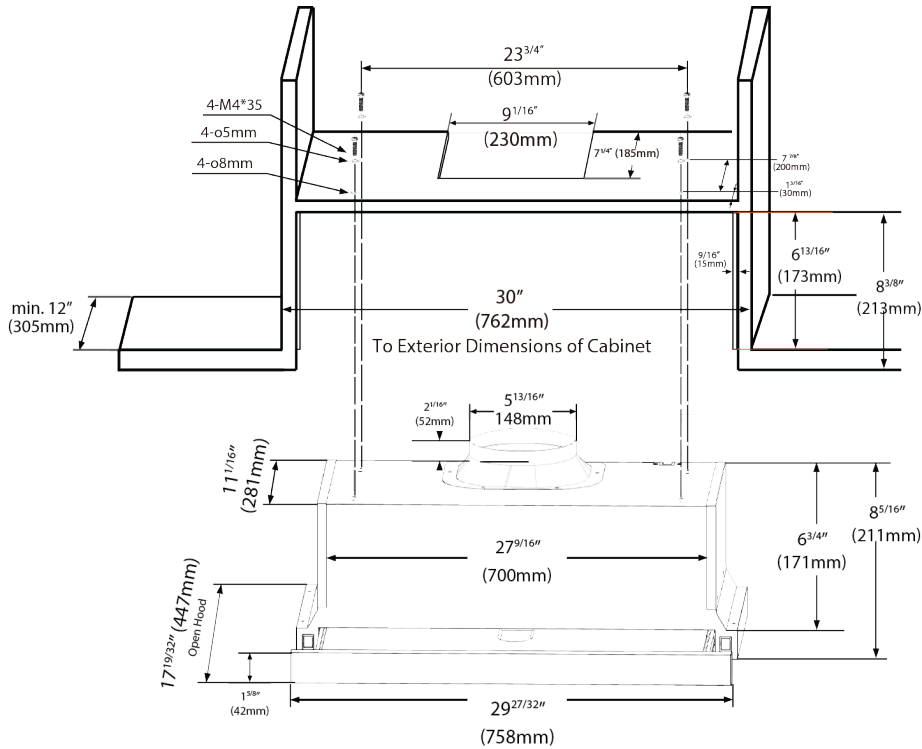
Width: 29^{27/32}" / Height: 8^{5/16}" / Depth: 11^{1/16}"
 Width: 758mm / Height: 211mm / Depth: 281mm

CUT-OUT DIMENSIONS (INCH/MM)

Width: 30" / Height: 8^{3/8}" / Depth: min. 12"
 Width: 762mm / Height: 213mm / Depth: 305mm

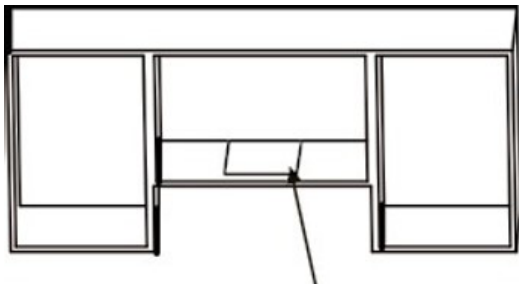
HANDLE REPLACEMENT DIMENSIONS (INCH/MM)

Width: 29^{27/32}" / Height: 1^{5/8}"
 Width: 758mm / Height: 42mm



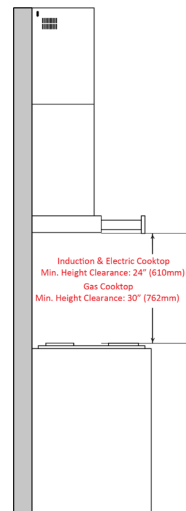
CABINET PREPARATION FOR HOOD SUPPORT

- The range hood should be mounted at a minimum distance of 24" from an electric or induction cooktop, and a minimum distance of 30" above a gas cooktop for safety and optimum performance.
- To install the hood with a duct, you will need to provide a hole for the duct.
- Please use the template provided to correctly place the hole.



- Use the diagram above for correct placement of ductwork and electrical cut-out in cabinets.

RECOMMENDED CABINET MINIMUM CLEARANCE



For optimal performance, the distance from the cooking surface to the bottom of the range hood should be between 24" and 30", unless otherwise noted. DO NOT install a range hood less than 24" above cooking surface.

*Minimum. 24" clearance space must be present between an electric or induction cook-top and the range hood, 30" min clearance is required above gas cook-tops.



WARRANTY INFORMATION

Porter & Charles Appliances are designed and manufactured to the highest standards. Each appliance is covered by a comprehensive 2-year parts and labour warranty. Refer to product warranty policy for complete terms and conditions.

FOR PARTS & SERVICE

Euro-Parts & Service
39822 Belgrave Road, Belgrave, ON. N0G 1E0 1 866 722 2262
www.euro-parts.ca • parts@euro-parts.ca • service@euro-parts.ca

Porter & Charles appliances are imported and distributed in North America by Euro-Line Appliances Inc. For more information, please visit one of our showrooms or www.ela.ca / www.elawest.ca

EURO-LINE APPLIANCES INC.

871 Cranberry Court, Oakville, ON
L6L 6J7 Canada
905.829.3980
1-800.421.6332
info@ela.ca

EURO-LINE APPLIANCES INC.

101-1014 Homer Street, Vancouver, BC
V6B 2W9, Canada
604.235.3980
1-855.ELA.WEST (352.9378)
info@elawest.ca