

30" All Gas Range

Model: HR 1124 G / HR 1124 LP



HR 1124 G / HR 1124 LP

Features:

- DirectSelect controls
- M Pro dual stacked burner system with TrueSimmer
- ComfortClean dishwasher-safe grates
- 5 Operating modes including Self-Clean
- Twin Convection fans
- Soft Open and Soft Close
- Clean Touch Steel™ front

SPECIFICATIONS

HR 1124 G — Item 25112451USA

HR 1124 LP — Item 25112452USA

Overall Unit Width 30" (762mm)

Overall Height 35½" — 37" (901.7mm — 939.8)

Overall Unit Depth to front of control panel 26½" (673mm)

Oven Door Clearance 22¾" (577mm)

Niche

Minimum Cabinet Niche Width 30⅛" + ⅛" (763.5 — 765.1mm)

Minimum Cabinet Opening Height 35½" (901.7mm)

Burners

Gas Burners: (1) 12,000 BTU; (3) 19,000 BTU

Electrical

Electrical Requirements 120V, 60Hz, 15 Amps

Power Cord Yes - NEMA 5-15 plug, 5.5 ft. (167.6cm) long

Shipping

Shipping Weight 337.3 lbs (153kg)

Support

Call 800.843.7231

©2020 technologies.com

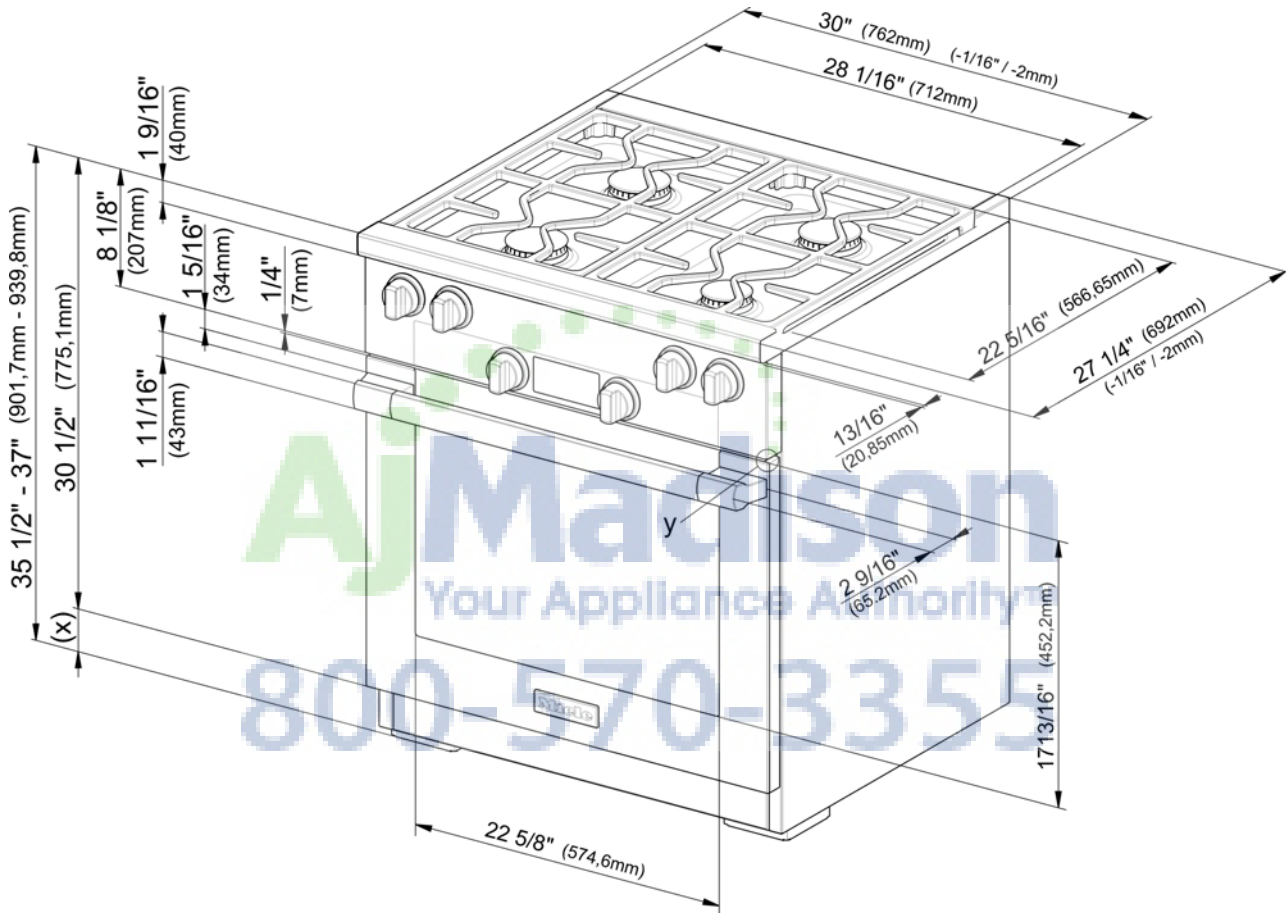
30" All Gas Range

Model: HR 1124 G / HR 1124 LP



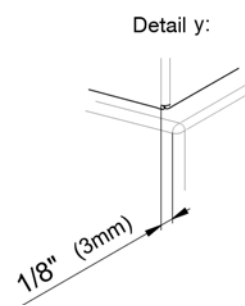
PRODUCT VIEWS

Isometric



Aj Madison
Your Appliance Authority
800-570-3355

(x) = Toe-kick height adjustment 4" - 5 1/2" (101,6mm - 139,7mm)




30" All Gas Range
Model: HR 1124 G / HR 1124 LP



PRODUCT VIEWS

Rear View



E = Electrical connection
G = Gas connection

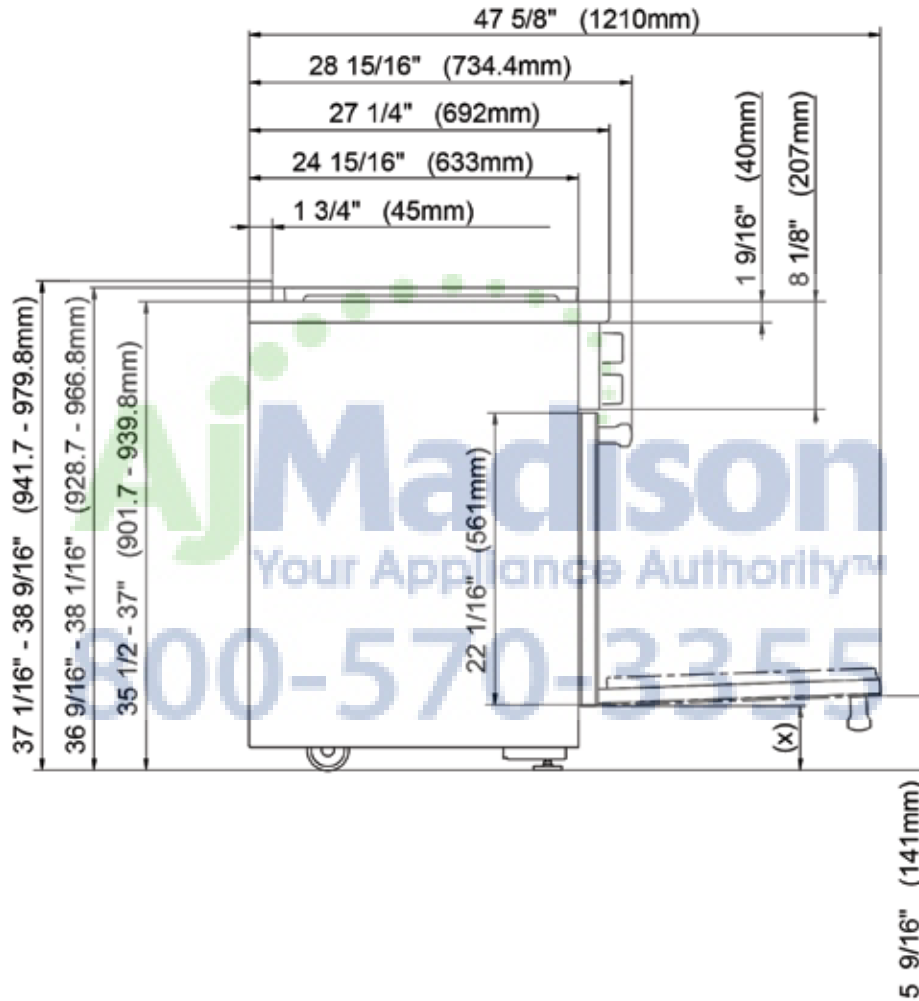
30" All Gas Range

Model: HR 1124 G / HR 1124 LP



PRODUCT VIEWS

Detailed Side View



(x) = Depending on the appliance height adjustment: 4" - 5 1/2" (101.6 mm - 139.7 mm)

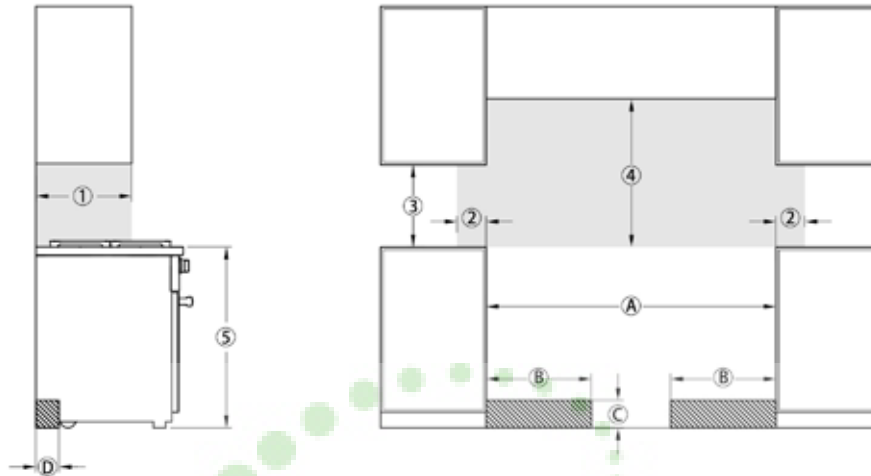
30" All Gas Range

Model: HR 1124 G / HR 1124 LP



PRODUCT VIEWS

Cabinet View



Position	Dimension [inches]	Description
①	13"	Maximum depth of top cabinet
②	6"	Minimum distance (left and right) to flammable surfaces
③	18"	Minimum distance to bottom edge of top cabinet
④	30"	Minimum distance between the top of the cooking area and the bottom of an unprotected wooden or metal cabinet
⑤	35 1/2"–37"	Distance from floor to cooktop surface
A	30 1/16" + 1/16"	Niche width
B	approx. 10 13/16" (274 mm)	Maximum connection width right and left
C	approx. 4 1/2" (115 mm)	Maximum connection height
D	approx. 2 13/16" (72 mm)	Maximum depth of connection

The gray areas represent the minimum distance from flammable surfaces.

The hatched areas represent the installation areas for the connections.

For island installations, 12" minimum distance from back of range to flammable rear wall above countertop.