

Fresh Living Tip

Perfect for frozen meats and desserts, make-ahead freezer meals, frosty mugs and more, this option gives you more freezer storage capacity, all within the convenience of your kitchen. No more trips to the garage or the basement to access a hard-to-reach chest freezer.

FINISH OPTIONS



24" Marvel Professional Freezer

MPFZ424

Storage Adaptability

- 4.6 total cu. ft. of food storage
- Keep bulky items organized and within easy reach with 3 commercial-grade chrome wire bins on fully extendable smooth-glide ball bearing system

Cooling Performance

- Dynamic cooling technology delivers rapid cool down, frost-free operation and precise temperature stability
- Thermal-efficient cabinet ensures optimum food preservation and energy efficiency while maximizing capacity

Convenient Controls

- Multifunction controls allow you to select a precise cabinet temperature from -10°F to 10° F
- Audible alarms for door ajar and high/low temperature ensure your contents stay at optimal temperature
- At the touch of a button, change the interior light color to sapphire blue or arctic white
- Theater-style display lighting gently brightens as door is opened and dims to off when closed

Fit & Finish

- Elegant midnight black interior
- Professional styling: robust full-length handle and stainless steel accents
- Reversible soft-close door allows for right or left swing for adaptable installation
- Door lock provides added security

Warranty

- 3-year parts and labor warranty with product registration and 5-year sealed system parts warranty



This high-capacity undercounter freezer features three full-extension commercial-strength chrome baskets on smooth glides. The multifunction integrated controls allow you to select a precise cabinet temperature from -10°F to 10°F to keep contents evenly frozen.



High-capacity freezer storage on commercial-strength smooth glides

DOOR STYLE

Solid Panel Ready

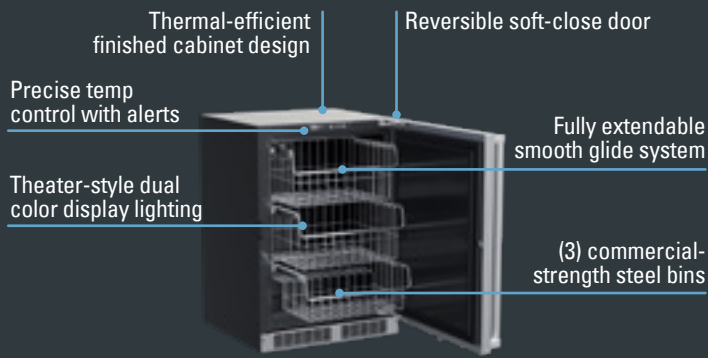
Solid Stainless Steel

MODEL NUMBER

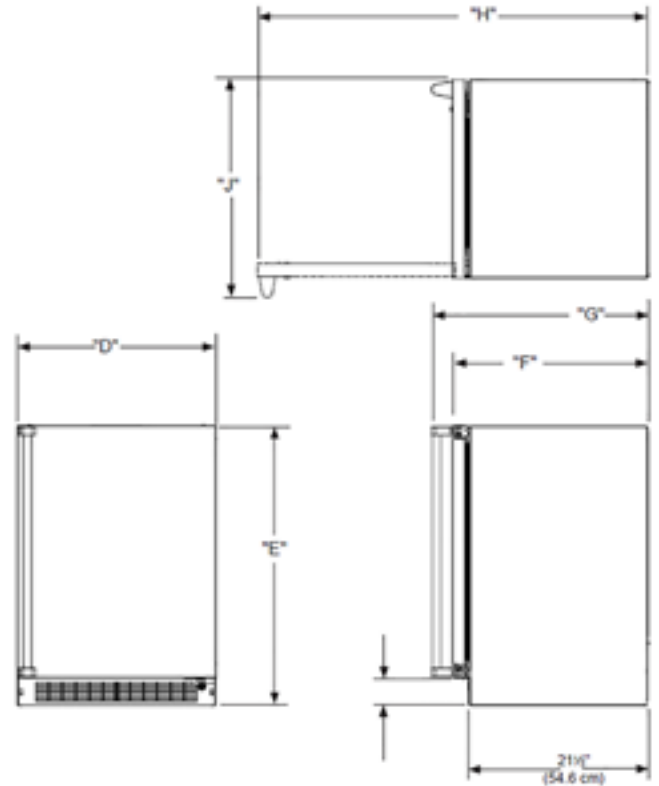
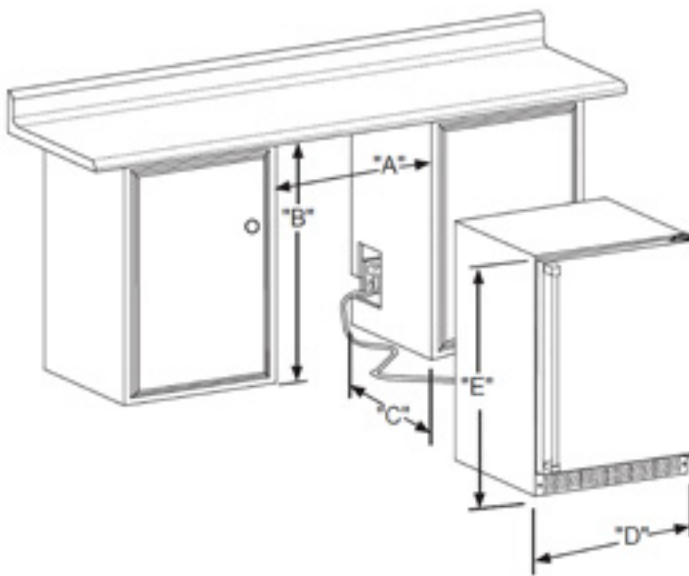
MPFZ424-IS31A

MPFZ424-SS31A





H: 33 3/4" W: 23 7/8" D: 26 7/32" (with handle)



Rough In Dimensions*

"A"	"B"	"C"
24"	34-1/4" to 35-1/4"	24"
(61 CM)	(87 CM to 89.5 CM)	(61 CM)

Cabinet Dimensions*

"D"	"E"	"F"	"G"	"H"	"J"
23-7/8"	33-5/8" TO 34-5/8"	23-5/8"*	26-1/8"*	47-3/4"*	26-1/2"*
(60.7 CM)	(85.4 CM TO 87.9 CM)	(60 CM)	(66.3 CM)	(146.6 CM)	(67.3 CM)

*Stainless steel model dimensions only. For panel-ready models, see the owner's guide online at marvelrefrigeration.com.

Capacity	4.6 CU. FT.
Control Type	Electronic
Sabbath Mode	Yes
Temperature Range	-10°F to 10°F
Handle Style	Professional (handle not included on panel-ready models)
Hinge Type	Reversible Soft-Close
Interior Lighting	White + Blue LED
Shelving System	Cantilever
Toe Grille Finish	Stainless Steel (Black on Panel-Ready Models)

Lock	Yes
Electrical Requirements	115V / 60 Hz / 15A
Cord Length	6 FT.
Shipping Dimensions	28" W x 31" D x 37" H
Shipping Weight	160 LBS
Agency Approval	UL
Refrigerant Type	R600a

For comprehensive installation instructions, including panel overlay details, please visit marvelrefrigeration.com to access the owner's guide.

