



# 24" Marvel Dual Zone Wine and Beverage Center with 3-in-1 Split Convertible Shelf™

Model # ML24WB

## Performance

- Two independently-controlled temperature zones offers dual options for wine and beverage storage
- Upper zone environment is ideal for wine storage (45° F to 60° F) and the lower zone is designed for beverages and perishables (34° F to 42° F)
- Dynamic Cooling Technology™ delivers the industry's best temperature stability and rapid cool down, safely bringing wine to temperature without compromising integrity
- Vibration Neutralization System™ protects wine from agitation, allowing it to come to full maturation
- Thermal-efficient cabinet ensures optimum preservation and energy efficiency while maximizing capacity
- Argon-filled, UV-resistant tinted dual pane glass door protects contents from damaging ultraviolet light, while conserving energy
- Now even quieter operation thanks to exclusive design enhancements to buffer and minimize sound

## Storage Capabilities

- 5.1 total cu. ft.
  - 1.85 cu. ft. upper zone stores 16 bottles of wine on (2) 8-bottle roller-glide wine racks with heavy-gauge wire to safely cradle each wine bottle
  - 3.27 cu. ft. lower zone can hold (112) 12-oz cans, (64) longneck bottles or an additional 6 wine bottles
  - 3-in-1 Split Convertible Shelf™ offers cantilevered glass shelving that converts to 3 or 6-bottle wine rack

## Touchpad Controls

- Multifunction Marvel Intuit™ Integrated Controls feature convenient settings for the ultimate programmability and allow you to select a precise temperature for each zone
- Vacation mode conserves energy during times when the unit is not in use

## Aesthetics

- Two-stage, arctic white theater-style LED lighting and midnight black interior
- Solid black shelf fronts
- Easy-to-install panel overlay option features soft-close integrated hinge for a truly flush fit with cabinetry
- Finish options: stainless steel or overlay (panel ready)

## Additional Convenience

- Close Door Assist System™ gently and automatically draws door to a close, ensuring door is never accidentally left ajar
- Black toe kick adjustable to 4" with leveling legs
- 1-year parts and labor warranty, 5-year sealed system parts warranty



## Ordering Options

Stainless Frame Glass Door, Right Hinge	ML24WBG1RS
Stainless Frame Glass Door, Left Hinge	ML24WBG1LS
Panel-Ready Framed Glass Door, Integrated Right Hinge (Handle Not Included)*	ML24WBF2RP
Panel-Ready Framed Glass Door, Integrated Left Hinge (Handle Not Included)*	ML24WBF2LP
Panel-Ready Solid Overlay Door, Integrated Right Hinge	ML24WBP2RP
Panel-Ready Solid Overlay Door, Integrated Left Hinge	ML24WBP2LP

\*Easy installation! No panel kit required. Consult your cabinet maker for overlay panel and handle options.



## Finish



Stainless Steel Finish

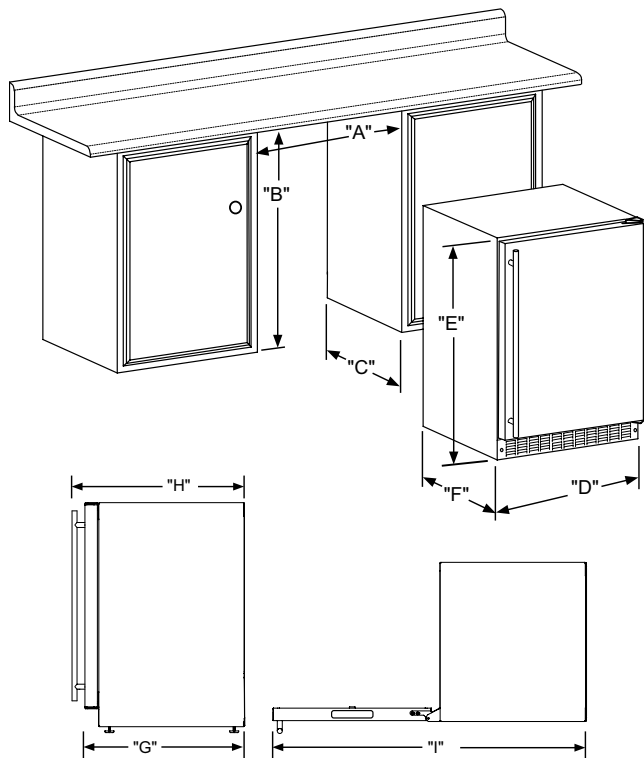


Framed Overlay (Panel Ready)\*

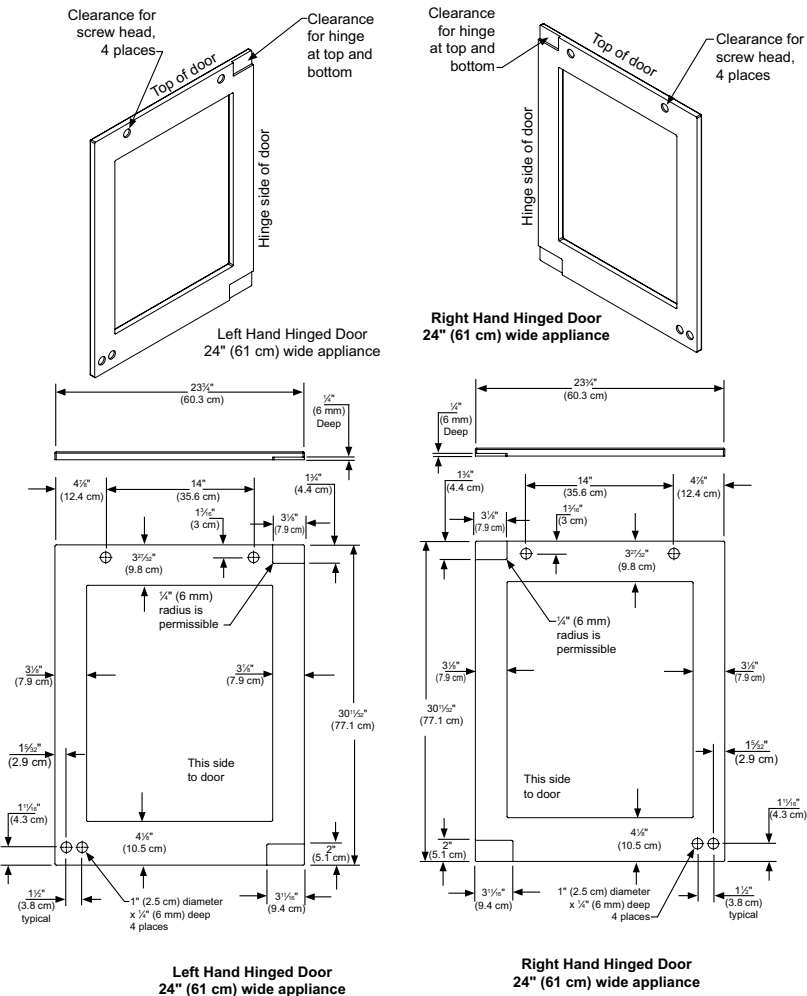


Solid Overlay (Panel Ready)\*

Product Dimensions (Framed Door)



Panel Overlay Dimensions (Framed Door)



Rough-In Dimensions

A. Rough-In Width	24"	
B. Rough-In Height	Solid Door	34" to 35"
	Overlay Door	34" 1/4 to 35" 1/4
C. Rough-In Depth	24"	

Product Dimensions

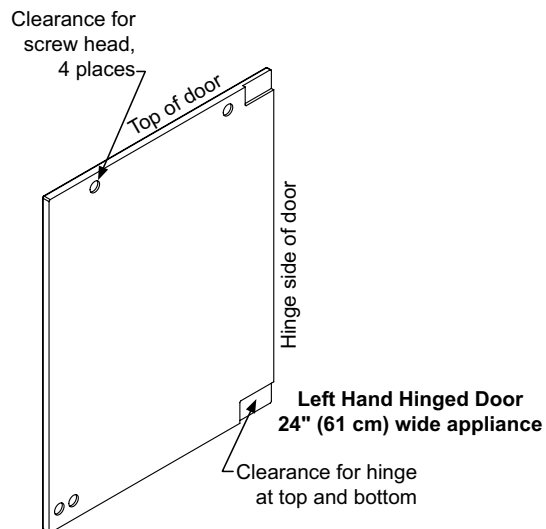
D. Width	23 7/8"	
E. Height	Solid Door	33 3/4" to 34 3/4"
	Overlay Door	34" to 35"
F. Depth	21 1/2	
G. Depth to Front of Door	Solid Door	23 23/32"
	Overlay Door	22 7/8" Without Handle
H. Depth to Handle	25 21/32" (Stainless Steel)	
I. Depth with door at 90°	Solid Door	46 13/32"
	Overlay Door	46 1/2"

Product Features

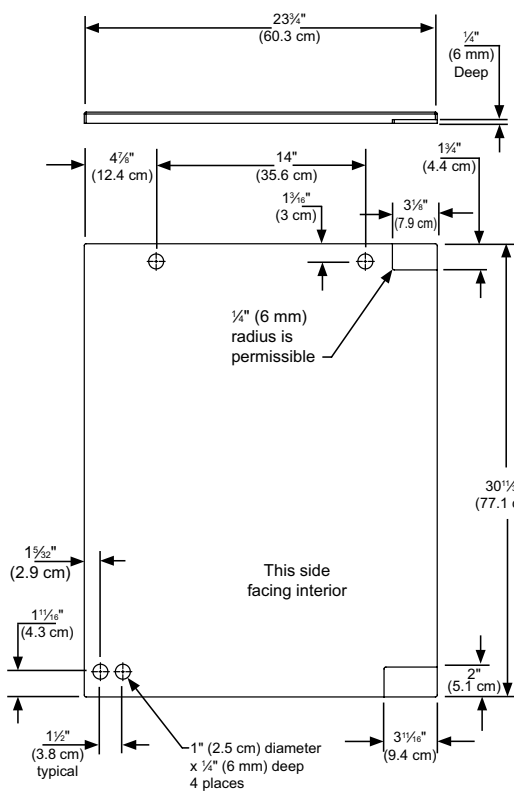
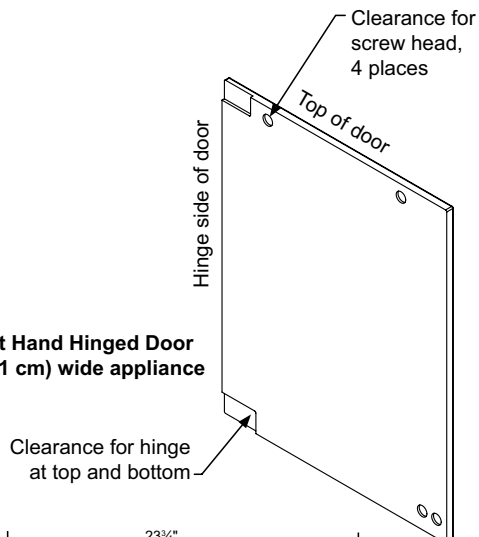
Interior Cabinet Finish	Black
Capacity	Upper Zone: Up to 16 wine bottles Lower Zone: Up to 112 12-oz cans
Shelving System	Roller-Glide System
Shelf Fronts	Black
Other Storage	Bottom Storage
Interior Lighting	White LED
Toe Grill Finish	Black
Hinge	Classic Hinge
Handle	Slim Designer Handle (Panel Overlay Does Not Include Handle)
Control Type	Intuit™
Temperature Range	Upper Zone: 45° to 60° F Lower Zone: 34° to 42° F
Lock	No
Electrical Requirements	120V / 60Hz / 15A
Length of Power Cord	6'
Shipping Weight	160 lbs
Finishes	Stainless Steel, Overlay
Vacation Mode	Yes
Agency Approvals	CSA, ENERGY STAR

For comprehensive installation instructions, please visit [www.marvelrefrigeration.com](http://www.marvelrefrigeration.com) to access the owner's guide.

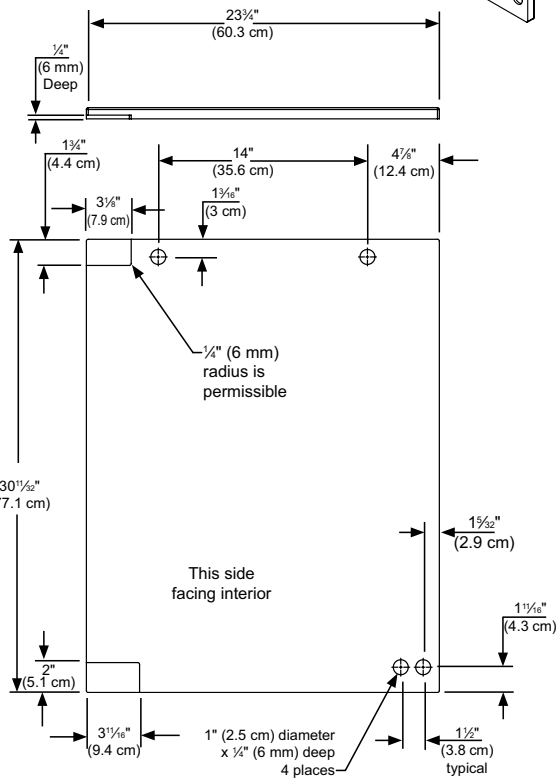
# Panel Overlay Dimensions (Solid Door)



**Right Hand Hinged Door**  
24" (61 cm) wide appliance



**Left Hand Hinged Door**  
24" (61 cm) wide appliance



**Right Hand Hinged Door**  
24" (61 cm) wide appliance

For comprehensive installation instructions, please visit [www.marvelrefrigeration.com](http://www.marvelrefrigeration.com) to access the owner's guide.