




7.5 cu.ft. Top Mount Refrigerator/Freezer




Owner's Use & Care Manual ERR82BI



Care and Maintenance

- Cleaning Your Refrigerator
Upon installation of your new appliance, it is recommended that it be cleaned thoroughly.
Turn off the refrigerator first and then unplug the unit from the wall outlet.
Remove food content.
Wash the inside with a damp warm cloth soaked in lukewarm water and baking soda solution.
Short vacation: Leave the refrigerator operating during vacation of less than three weeks.
Long vacation: If the appliance will not be used for several months, remove all food and unplug the power cord.
Vacation Tips: Turn off the refrigerator first and then unplug the unit from the wall outlet.
Main Use Refrigerator: Turn off the refrigerator first and then unplug the unit from the wall outlet.
Items Excluded from Warranty: The refrigerator should be located in the coolest area of the room, away from heat producing appliances.



Important Warning

- Keep ventilation openings, in the appliance enclosure or in the built-in structure, clear of obstruction.
Do not store explosive substances such as aerosol cans with a flammable propellant in this appliance.
Do not change or damage the refrigerant circuit.
Do not use store explosive substances such as aerosol cans with a flammable propellant in this appliance.
All electrical components (plug, power cord, compressor and etc.) must be replaced by a certified service agent or qualified service personnel.



Parts Description

- 1 Cabinet Top/Door
2 Door rack
3 Temperature Control Box
4 Interior Light Switch
5 Shelf, Full-Height Section
6 Ice Shovel
7 Wire Shelf
8 Crisper
9 Levelling Leg
10 Ice Tray



Important Warning

- Keep ventilation openings, in the appliance enclosure or in the built-in structure, clear of obstruction.
Do not store explosive substances such as aerosol cans with a flammable propellant in this appliance.



Congratulations

Congratulations on the purchase of your new Epic Appliance!
To activate your Warranty, please register your appliance at www.stirlingmarathon.com or by completing and mailing the enclosed Warranty Registration Card.

Important Safety Instructions


- To reduce the risk of fire, electrical shock, or injury follow these basic precautions when using your appliance.
WARNING: Read and understand the instructions before using the appliance.
WARNING: Do not use mechanical devices or the means to assist in the following process, other than those recommended by the manufacturer.
WARNING: Do not use mechanical devices to force the door open.

- 1 Cabinet Top/Door
2 Door rack
3 Temperature Control Box
4 Interior Light Switch
5 Shelf, Full-Height Section
6 Ice Shovel
7 Wire Shelf
8 Crisper
9 Levelling Leg
10 Ice Tray



Care and Maintenance

- Cleaning Your Refrigerator
Upon installation of your new appliance, it is recommended that it be cleaned thoroughly.
Turn off the refrigerator first and then unplug the unit from the wall outlet.
Remove food content.
Wash the inside with a damp warm cloth soaked in lukewarm water and baking soda solution.
Short vacation: Leave the refrigerator operating during vacation of less than three weeks.
Long vacation: If the appliance will not be used for several months, remove all food and unplug the power cord.
Vacation Tips: Turn off the refrigerator first and then unplug the unit from the wall outlet.
Main Use Refrigerator: Turn off the refrigerator first and then unplug the unit from the wall outlet.
Items Excluded from Warranty: The refrigerator should be located in the coolest area of the room, away from heat producing appliances.



Important Warning

- Keep ventilation openings, in the appliance enclosure or in the built-in structure, clear of obstruction.
Do not store explosive substances such as aerosol cans with a flammable propellant in this appliance.
Do not change or damage the refrigerant circuit.
Do not use store explosive substances such as aerosol cans with a flammable propellant in this appliance.
All electrical components (plug, power cord, compressor and etc.) must be replaced by a certified service agent or qualified service personnel.



Parts Description

- 1 Cabinet Top/Door
2 Door rack
3 Temperature Control Box
4 Interior Light Switch
5 Shelf, Full-Height Section
6 Ice Shovel
7 Wire Shelf
8 Crisper
9 Levelling Leg
10 Ice Tray



Important Warning

- Keep ventilation openings, in the appliance enclosure or in the built-in structure, clear of obstruction.
Do not store explosive substances such as aerosol cans with a flammable propellant in this appliance.



Installation Instructions

- Before Using Your Refrigerator
Remove the cabinet and interior packing.
Before connecting the refrigerator to the power source, let it stand upright for approximately 4 hours.
Clean the interior surface with lukewarm water using a soft cloth.
Installation Instructions
The refrigerator is designed to be installed in a built-in cabinet or island.
Place your refrigerator on a floor that is strong enough to support the refrigerator when it is fully loaded.
Leave the refrigerator away from direct sunlight and sources of heat (stoves, heaters, radiators, etc.).
Avoid loading the refrigerator to avoid stress.
The refrigerator must be installed on a level surface.
Never allow the refrigerator to be pulled or pushed against a wall or cabinet.

- Electrical Connection
The refrigerator is designed to be installed in a built-in cabinet or island.
Place your refrigerator on a floor that is strong enough to support the refrigerator when it is fully loaded.
Leave the refrigerator away from direct sunlight and sources of heat (stoves, heaters, radiators, etc.).
Avoid loading the refrigerator to avoid stress.
The refrigerator must be installed on a level surface.
Never allow the refrigerator to be pulled or pushed against a wall or cabinet.



Important Safety Instructions

- Read all instructions before using the refrigerator.
DANGER or WARNING: Risk of child entrapment.
To avoid the possibility of child entrapment, please read the following precautions before throwing out the refrigerator.
Remove all doors from the refrigerator.
Leave the shelves in place so that children may not easily climb inside.
Never allow children to operate, play with, or crawl inside the refrigerator.
Refrigerators and refrigeration products contain refrigerants, which under the guidelines of federal and local regulations must be removed before disposal of product.



Troubleshooting Guide

Table with 2 columns: PROBLEM and POSSIBLE CAUSE. Rows include: Refrigerator does not operate, Compressor turns on and off frequently, Temperature inside the refrigerator is too warm, Temperature inside the refrigerator is too cold, Temperature of central refrigerator surface is warm, Popping or clicking sound, Bubbling or gurgling sound, Water beeping, Manner forms on inside refrigerator, Manner forms on outside of refrigerator.

For any Questions or concerns, please contact us at customerservice@stirlingmarathon.com or visit us at www.stirlingmarathon.com



Operating Your Refrigerator

- Temperature Settings
Your refrigerator has one control for regulating the temperature.
The first time you turn the unit on, adjust the temperature control knob to "5" and run for at least 1 hour before putting foods inside.
The range of the refrigerator temperature control is from position "1" (the warmest) to "10" (the coldest).
Turning the temperature control knob to "10" position stops the cooling cycle but does not shut the power to the unit.
If the unit is unplugged, loose power, you must wait 1 to 3 minutes before restarting the unit.
Large amount of food will lower the cooling efficiency of the appliance.
Do not place foods on the air outlet, and leave spaces for airflow.
If you choose to change the thermostat setting, adjust thermostat control by one increment at a time.
Adjust several hours for temperature to stabilize between adjustments.

- The Frost Freezer Compartment
The Frost Freezer Compartment is designed for the long-term storage of frozen food.
The storage life of frozen foods varies and the recommended storage time should not be exceeded.
Place frozen food into the freezer as quickly as possible after purchase.
The Frost Freezer Compartment is designed for the long-term storage of frozen food.
The storage life of frozen foods varies and the recommended storage time should not be exceeded.
Place frozen food into the freezer as quickly as possible after purchase.
The Frost Freezer Compartment is designed for the long-term storage of frozen food.

- How To Change the Interior Light
NOTE: All parts enclosed must be saved to do the installation of the light bulb.
Remove the lamp cover by unscrewing.
Unscrew old bulb from the socket.
Replace the new bulb of the same voltage and wattage.
Reinstall the lamp cover by screwing.



1 Year Limited Warranty

When operated in accordance with the instructions in the User's Care Guide, this appliance is warranted against defects in materials and workmanship for a period of one year from the date of purchase.
This warranty is limited to the original purchaser of the appliance and is not transferable.
This warranty is void if the appliance is used for commercial purposes or is damaged by fire, flood, lightning, or other causes not mentioned in the instructions.

Table with 2 columns: Refrigerator & Freezer, Freezer Only. Rows include: Compressor & Parts, Evaporator, Defrost System, Condenser Coils, Fan Motor, Light Bulb, Door Gasket, Ice Maker Assembly, Water Dispenser Assembly, Crisper Drawers, Ice Tray, Levelling Legs, Casters, Interior Light, Ice Shovel, Crisper, Wire Shelf, Ice Tray, Door Gasket, Ice Maker Assembly, Water Dispenser Assembly, Crisper Drawers, Ice Tray, Levelling Legs, Casters, Interior Light, Ice Shovel, Crisper, Wire Shelf, Ice Tray.

How to Obtain Service
Contact the original purchase store or Epic Appliance products to an authorized Stirling Marathon Service center a copy of the original bill of sale is required.
If you are unable to obtain service from the original purchase store, please contact Epic Appliance products to an authorized Stirling Marathon Service center.

Items Excluded from Warranty
Damage due to misuse, accident, or improper installation.
Damage due to fire, flood, lightning, or other causes not mentioned in the instructions.
Commercial use of the appliance.
Use of the appliance for purposes not intended by the manufacturer.
Use of the appliance for purposes not intended by the manufacturer.

Items Excluded from Warranty
Damage due to misuse, accident, or improper installation.
Damage due to fire, flood, lightning, or other causes not mentioned in the instructions.
Commercial use of the appliance.
Use of the appliance for purposes not intended by the manufacturer.
Use of the appliance for purposes not intended by the manufacturer.

Items Excluded from Warranty
Damage due to misuse, accident, or improper installation.
Damage due to fire, flood, lightning, or other causes not mentioned in the instructions.
Commercial use of the appliance.
Use of the appliance for purposes not intended by the manufacturer.
Use of the appliance for purposes not intended by the manufacturer.

Items Excluded from Warranty
Damage due to misuse, accident, or improper installation.
Damage due to fire, flood, lightning, or other causes not mentioned in the instructions.
Commercial use of the appliance.
Use of the appliance for purposes not intended by the manufacturer.
Use of the appliance for purposes not intended by the manufacturer.

Items Excluded from Warranty
Damage due to misuse, accident, or improper installation.
Damage due to fire, flood, lightning, or other causes not mentioned in the instructions.
Commercial use of the appliance.
Use of the appliance for purposes not intended by the manufacturer.
Use of the appliance for purposes not intended by the manufacturer.

Items Excluded from Warranty
Damage due to misuse, accident, or improper installation.
Damage due to fire, flood, lightning, or other causes not mentioned in the instructions.
Commercial use of the appliance.
Use of the appliance for purposes not intended by the manufacturer.
Use of the appliance for purposes not intended by the manufacturer.

Items Excluded from Warranty
Damage due to misuse, accident, or improper installation.
Damage due to fire, flood, lightning, or other causes not mentioned in the instructions.
Commercial use of the appliance.
Use of the appliance for purposes not intended by the manufacturer.
Use of the appliance for purposes not intended by the manufacturer.

Items Excluded from Warranty
Damage due to misuse, accident, or improper installation.
Damage due to fire, flood, lightning, or other causes not mentioned in the instructions.
Commercial use of the appliance.
Use of the appliance for purposes not intended by the manufacturer.
Use of the appliance for purposes not intended by the manufacturer.

Items Excluded from Warranty
Damage due to misuse, accident, or improper installation.
Damage due to fire, flood, lightning, or other causes not mentioned in the instructions.
Commercial use of the appliance.
Use of the appliance for purposes not intended by the manufacturer.
Use of the appliance for purposes not intended by the manufacturer.

Items Excluded from Warranty
Damage due to misuse, accident, or improper installation.
Damage due to fire, flood, lightning, or other causes not mentioned in the instructions.
Commercial use of the appliance.
Use of the appliance for purposes not intended by the manufacturer.
Use of the appliance for purposes not intended by the manufacturer.

Items Excluded from Warranty
Damage due to misuse, accident, or improper installation.
Damage due to fire, flood, lightning, or other causes not mentioned in the instructions.
Commercial use of the appliance.
Use of the appliance for purposes not intended by the manufacturer.
Use of the appliance for purposes not intended by the manufacturer.

Items Excluded from Warranty
Damage due to misuse, accident, or improper installation.
Damage due to fire, flood, lightning, or other causes not mentioned in the instructions.
Commercial use of the appliance.
Use of the appliance for purposes not intended by the manufacturer.
Use of the appliance for purposes not intended by the manufacturer.

Items Excluded from Warranty
Damage due to misuse, accident, or improper installation.
Damage due to fire, flood, lightning, or other causes not mentioned in the instructions.
Commercial use of the appliance.
Use of the appliance for purposes not intended by the manufacturer.
Use of the appliance for purposes not intended by the manufacturer.

Items Excluded from Warranty
Damage due to misuse, accident, or improper installation.
Damage due to fire, flood, lightning, or other causes not mentioned in the instructions.
Commercial use of the appliance.
Use of the appliance for purposes not intended by the manufacturer.
Use of the appliance for purposes not intended by the manufacturer.

Items Excluded from Warranty
Damage due to misuse, accident, or improper installation.
Damage due to fire, flood, lightning, or other causes not mentioned in the instructions.
Commercial use of the appliance.
Use of the appliance for purposes not intended by the manufacturer.
Use of the appliance for purposes not intended by the manufacturer.

Items Excluded from Warranty
Damage due to misuse, accident, or improper installation.
Damage due to fire, flood, lightning, or other causes not mentioned in the instructions.
Commercial use of the appliance.
Use of the appliance for purposes not intended by the manufacturer.
Use of the appliance for purposes not intended by the manufacturer.

Items Excluded from Warranty
Damage due to misuse, accident, or improper installation.
Damage due to fire, flood, lightning, or other causes not mentioned in the instructions.
Commercial use of the appliance.
Use of the appliance for purposes not intended by the manufacturer.
Use of the appliance for purposes not intended by the manufacturer.

Items Excluded from Warranty
Damage due to misuse, accident, or improper installation.
Damage due to fire, flood, lightning, or other causes not mentioned in the instructions.
Commercial use of the appliance.
Use of the appliance for purposes not intended by the manufacturer.
Use of the appliance for purposes not intended by the manufacturer.

Items Excluded from Warranty
Damage due to misuse, accident, or improper installation.
Damage due to fire, flood, lightning, or other causes not mentioned in the instructions.
Commercial use of the appliance.
Use of the appliance for purposes not intended by the manufacturer.
Use of the appliance for purposes not intended by the manufacturer.

Items Excluded from Warranty
Damage due to misuse, accident, or improper installation.
Damage due to fire, flood, lightning, or other causes not mentioned in the instructions.
Commercial use of the appliance.
Use of the appliance for purposes not intended by the manufacturer.
Use of the appliance for purposes not intended by the manufacturer.

Items Excluded from Warranty
Damage due to misuse, accident, or improper installation.
Damage due to fire, flood, lightning, or other causes not mentioned in the instructions.
Commercial use of the appliance.
Use of the appliance for purposes not intended by the manufacturer.
Use of the appliance for purposes not intended by the manufacturer.

Items Excluded from Warranty
Damage due to misuse, accident, or improper installation.
Damage due to fire, flood, lightning, or other causes not mentioned in the instructions.
Commercial use of the appliance.
Use of the appliance for purposes not intended by the manufacturer.
Use of the appliance for purposes not intended by the manufacturer.

Items Excluded from Warranty
Damage due to misuse, accident, or improper installation.
Damage due to fire, flood, lightning, or other causes not mentioned in the instructions.
Commercial use of the appliance.
Use of the appliance for purposes not intended by the manufacturer.
Use of the appliance for purposes not intended by the manufacturer.

Items Excluded from Warranty
Damage due to misuse, accident, or improper installation.
Damage due to fire, flood, lightning, or other causes not mentioned in the instructions.
Commercial use of the appliance.
Use of the appliance for purposes not intended by the manufacturer.
Use of the appliance for purposes not intended by the manufacturer.

Items Excluded from Warranty
Damage due to misuse, accident, or improper installation.
Damage due to fire, flood, lightning, or other causes not mentioned in the instructions.
Commercial use of the appliance.
Use of the appliance for purposes not intended by the manufacturer.
Use of the appliance for purposes not intended by the manufacturer.

Items Excluded from Warranty
Damage due to misuse, accident, or improper installation.
Damage due to fire, flood, lightning, or other causes not mentioned in the instructions.
Commercial use of the appliance.
Use of the appliance for purposes not intended by the manufacturer.
Use of the appliance for purposes not intended by the manufacturer.