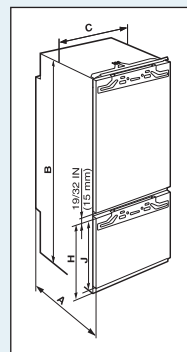
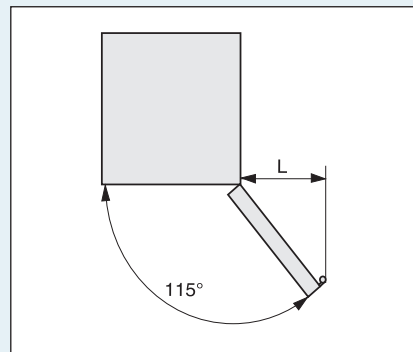
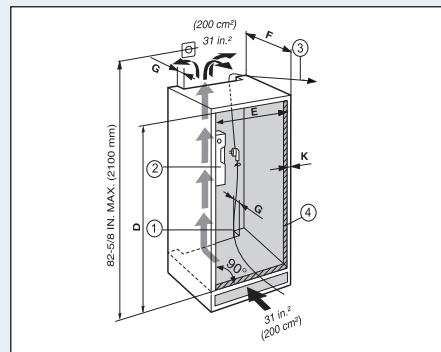


## Diagrams

◀24"▶

### Unit Dimensions



A. 21-7/16" (544 mm)

B. 69-11/16" (1770 mm)

C. 22" (559 mm)

D. 69-3/4" - 70-3/8" (1772 - 1788 mm)

E. min. 22" (560 mm) max. 22-3/4" (578 mm)

F. min. 21 5/8", rec. 22" (min. 550 mm, rec. 560 mm)

G. 21-5/8" (550 mm)

H. 1-5/8" (40 mm)

J. 27-3/8" (695 mm)

K. 24-3/4" (629 mm)

L. max. 3/4" (19 mm)

M. 9-21/32" (245 mm)

① Power cord

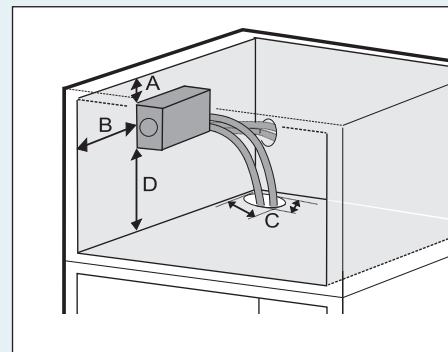
② Level

③ Fish line for power cord

④ 3" of the cabinet needs to be finished as it can be seen when the door is open.

**In the case of Side-by-Side installation, two appliances next to one another, build the appliances into separate kitchen units.**

### Water Filter



The water filter module can be purchased from your Liebherr retailer or distributor.

It should be installed near the appliance in the cabinet, for example, in the adapter cabinet above the appliance. To connect the filter to the appliance, it may be necessary to make an opening (C) in the floor of the adapter cabinet through which the hoses will be routed. The maximum length of the water hose is 98-7/16" (2.5 m). The filter cover must be installed during assembly to leave sufficient space around the filter module. Maintain the dimensions shown in Fig. so that the filter can be replaced and the cover can be removed.

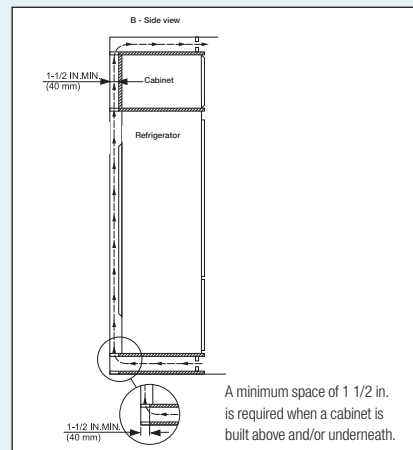
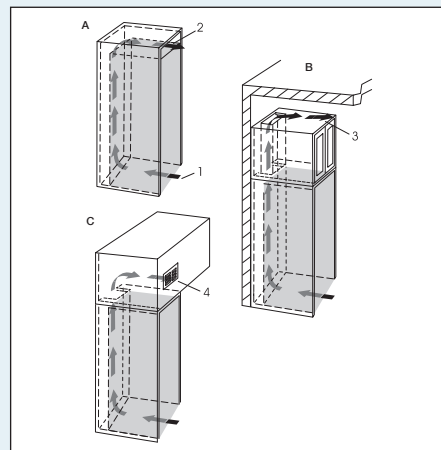
A. 13/16in (20mm)

B. 3-15/16in (100mm)

C. 1-3/16in. x 3/8in. (30mm x10mm)

D. min. 4in (100mm)

### Ventilation Requirements



A minimum space of 1 1/2 in. is required when a cabinet is built above and/or underneath.

This is a fully integrated refrigerator-freezer which means that it is fully enclosed by a kitchen cabinet. This type of cabinet must be carefully constructed using the correct dimensions and it must provide suitable ventilation to ensure proper appliance operation.

#### NOTICE

**If the following ventilation dimensions are not observed the compressor will be damaged.**

#### Kitchen Cabinet Airflow

The following ventilation dimensions must be observed: There must be a ventilation space at least 31 in.<sup>2</sup> (200 cm<sup>2</sup>) at the airflow inlet (1) and at the airflow outlet (2).

The top ventilation space can be directed in one of the following ways:

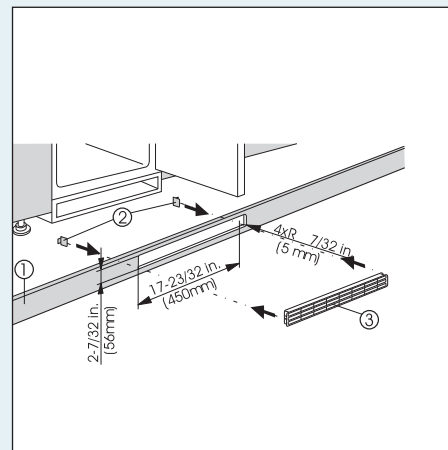
A) Directly over the appliance (2) with either an optional factory air vent or custom made one.

B) Above the cabinet and below the ceiling.

C) Through a vent installed in a soffit (4).

A minimum space of 1 1/2" (38mm) is required when a cabinet is built above and/or underneath.

### Kitchen Cabinet Base Grille



Ventilation through the cabinet base at the bottom can be achieved by installing the provided ventilation grille (3) or via a ventilation opening of at least 31 in.<sup>2</sup> (200 cm<sup>2</sup>).

When using the provided ventilation grille (3), please proceed as follows:

- In the cabinet base, cut out a ventilation opening that is 17-23/32 in. (450 mm) in width and 2-7/32 in. (56 mm) in height.
- Insert ventilation (3) grille into the cabinet base cut-out (1).
- From the back side, slide the snap-fits (2) into the grille until the hooks make contact with the cabinet base.
- Completely mount cabinet base (with ventilation grille and snap-fits) to kitchen cabinet.



**G** GERMAN  
ENGINEERING

**LIEBHERR**  
Quality, Design and Innovation

The HC 1070 blends in beautifully with any kitchen cabinetry, providing diverse design options to fit your dream kitchen. Liebherr's door-on-door technology allows for custom paneling to be affixed directly onto the appliance door, ensuring that the cabinet and the refrigerator door open as one, allowing for additional design options and easy installation. You can match the refrigerator panel dimensions to cabinetry of 80" or 84" high for additional storage space over the refrigerator. The panel-ready doors close automatically and gently thanks to Liebherr's SoftSystem technology which eliminates slamming, even when shelves are fully loaded.

The HC 1070 includes a BioCool drawer which regulates humidity via a slider control to help keep fruits and vegetables fresher for longer. Advantageously, this model eliminates the need for a water hook up as it has a convenient 50oz internal water tank for the IceMaker. Simply fill the tank with filtered water to produce perfectly clear ice cubes.



Fully Integrated/Seamless

Energy consumption

in 365 days kWh  
Estimated Yearly Energy Cost in US \$

Capacity

Total capacity cu.ft. (l)  
Refrigerator comp. cu.ft. (l)  
NoFrost Freezer comp. cu.ft. (l)

Shipping weight lbs. (kg)

Climate rating

Sound rating dB(A)

Ice cube output lbs. (kg) / 24h

Ice cube stock lbs. (kg)

Door hinges

Outside dimensions

in inches (cm) H/W/D

Cut out dimensions

in inches (cm) H /W/D

Energy supply

Voltage V/Hz

HC 1070 Premium



475
57*
9.3 (264)
6.9 (196)
2.4 (68)
179.9 (81.6)
SN-T
38**
1.8 (0.8)
2.2 (1.0)
right, reversible
69 11/16"+11/16"/22"/21 7/16" (177+1.6/55.9/54.4)
69-3/4"-70-3/8"/max. 22-3/4"/min. 21-21/32" (177.2-178.8/max. 57.8/max. 55)
115/60

\* Energy Cost will depend on utility rates and use. Estimated energy cost based on a national average electricity cost of 12 cents per kWh.  
\*\* Noise output – according to EN 60704-3



**German Engineering:** Our superior products offer premium quality, cutting edge design and innovative features that fit your busy lifestyle. Exclusive components and materials, along with the latest production processes, ensure energy efficiency and performance for years to come.




**SuperCool/SuperFrost:** Simply quick chill and/or freeze fresh groceries to preserve optimum freshness and seal in flavors, textures as well as maintain essential vitamins and minerals.



**BioCool:** BioCool regulates humidity to keep fruits and vegetables fresher for longer. The drawer extends smoothly on either a roller system or on premium-quality telescopic rails, both of which guarantee ease-of-use and allow convenient access for a perfect view of stored products. Humidity is regulated via slider control.



**Energy Star:** Liebherr refrigerators help produce less energy waste and greenhouse gas emissions with the goal of having the least damaging effect on the environment, while offering solutions that help consumers conserve energy.



**SuperQuiet:** Noise is kept to a minimum with virtually silent, speed controlled compressors and a low-noise cooling circuit; while also ensuring exact performance, energy efficiency and SuperQuiet operation.



**Electronic Display:** Our intuitive electronic touch control panel ensures all functions are easy and convenient to use as well as guarantees that the settings selected remain accurate and constant.



**DuoCooling:** The dual refrigeration system creates optimal conditions in both the refrigerator and freezer which lengthens the shelf life of food items for a healthier lifestyle. This technology also preserves the flavor and texture of foods since there is no transfer of unwanted air, moisture or food aroma between the two compartments.



**SoftSystem:** Unique to Liebherr is our patented SoftSystem, often used in high-end cabinetry, ensures that the door closes gently, even when fully loaded. Plus the door opening angle can be reduced to 90 degrees allowing for more design options within kitchen décor.



**GlassLine:** The elegant yet tough GlassLine shelves are scratch resistant and easy to clean as well as dishwasher safe. The space-saving shelves are designed for organization and are completely adjustable to suit your needs and the contents of the refrigerator. Additionally, the lighting shines through for a brighter interior.