

**LG REFRIGERATION**

# LRFCS2503\_

## 33" Smudge Resistant French Door Refrigerator

Inverter Linear Compressor with 10 Year Warranty

Smudge Resistant Stainless Steel




Factory Installed Ice Maker

Door Cooling+

Water Filter - LT1000P

ENERGY STAR® Qualified

**AVAILABLE COLOURS**

-  Smudge Resistant Stainless Steel
-  Smudge Resistant Black Stainless Steel
-  White



CAPACITY	
Refrigerator (cu.ft.)	16.9
Freezer (cu.ft.)	8.3
Total Capacity (cu.ft.)	25.1
ENERGY	
Energy Consumption (kWh/Year)	608
ENERGY STAR® Qualified	Yes
WATER & ICE SYSTEM	
Daily Ice Production (lbs)	2.5 lbs
IcePlus™ Production (lbs)	2.7 lbs
Ice Storage Capacity (lbs)	12 lbs
Ice System	Factory Installed Ice Maker
Water Filter	LT1000P
COOLING	
Inverter Linear Compressor	Yes
Smart Cooling™ System	Yes
Multi-Air Flow™ System	Yes
Temperature Sensors	6
Door Cooling+	Yes
CONVENIENCE	
Display Type	Membrane / White LED
Temperature Controls	Electronic/Digital
Door Alarm	Yes
Auto Closing Door Hinge	Yes (Left Door Only)
Sabbath Mode	Yes
LoDecibel™ Quiet Operation	Yes
REFRIGERATOR	
No. of Shelves	2 Full
Shelf Construction	Spill Protector™ Tempered Glass
Crisper Bins	2 Humidity Crispers
Refrigerator Light	Ceiling LED
REFRIGERATOR DOOR	
No. of Bins	6 total
Door Bin Construction	1 Piece (Clear)

FREEZER	
Door Type	Pull Drawer
Drawers	2-Tier Organization
DuraBase™ Solid Drawer Base	Yes
Drawer Divider	Yes
Automatic Ice Maker	Yes
LED Freezer Light	Yes
SmartPull Handle	No
SMART FEATURES	
SmartDiagnosis™	Yes
MATERIALS AND FINISHES	
Contour Door	Yes
Hidden Hinges	Yes
Surface	Smooth
Smudge Resistant Exterior	Yes
Handles	Matching Commercial Handles
All Available Colours	Smudge Resistant Stainless Steel Smudge Resistant Black Stainless Steel, White
DIMENSIONS/CLEARANCES/WEIGHTS	
Depth with Handles	35 1/2"
Depth without Handles	33"
Depth without Door	29"
Depth (Total with Door Open)	51 1/2"
Height to Top of Case	68 5/8"
Height to Top of Door Hinge	69 7/8"
Width	32 3/4"
Width (Door Open 90° with Handle)	41 1/8"
Width (Door Open 90° without Handle)	36 1/4"
Door Edge Clearance with Handle	4 1/2"
Door Edge Clearance without Handle	1 3/4"
Installation Clearance	Sides 1/8", Top 1", Back 2"
Weight (Unit/Carton)	234 lbs. /256 lbs.
Carton Dimensions (WxHxD)	35" x 73" x 38"
LIMITED WARRANTY	
Parts & Labor	1 Year
Sealed System	7 Years
Inverter Linear Compressor	10 Years
UPC CODES	
LRFCS2503D.ASBCNA0	772454071959
LRFCS2503S.ASTCNA0	772454071942
LRFCS2503W.ASWCNA0	772454072789