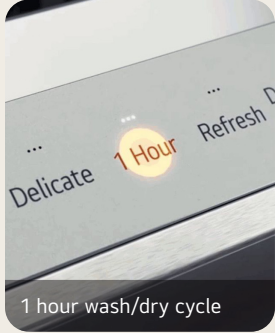





LG Dishwashers

LDPH5554_ S D

Top control wi-fi enabled dishwasher with QuadWash Pro™




1 hour wash/dry cycle



QuadWash Pro™



Dynamic Heat Dry™



ThinQ®



Capacity

Total place settings	15
Upper rack dish height limit	7.1"
Lower rack dish height limit	12.5"

Racks and Baskets

Cutlery baskets	Yes
Fold down tines	Upper Half Lower Half (normal)
BPA-free nylon coated racks and tines	Yes
EasyRack™ Plus system	Yes
Height adjustable	Easy one touch (3 levels)
Rack handle	Yes
3rd rack	Yes
Rack glide system	Standard

Style and Design

Control panel location	Top control
Control panel material	ABS
Touch control	Yes
Tube material	NeveRust™ stainless steel
Handle	Pocket handle
All available colours	Smudge resistant stainless steel / smudge resistant black stainless steel
Status indicators	Hidden front count down timer
Remaining time indicator	LED

Features

Wash system	QuadWash Pro™
Spray arm	Yes
Number of spray arms	3 (Top, upper, lower)
SenseClean™ wash system	Yes
Detergent and rinse-aid dispenser	Yes
Drying system	Dynamic Heat Dry™
Number of wash cycles	9 (Auto, heavy, delicate, normal, 1-hour, download cycle - machine clean, rinse, express)
Number of options	7 (Flex zone, high temp, dry boost, delay start - up to 12 hours, control lock, night dry, remote start)
End of cycle indicator	Yes (beeper + end indication on display)
Hidden water heater	Yes
Leak protection base	Yes
Safety float switch (leaks)	Yes
Soil (turbidity) sensor	Yes
DirectDrive Motor™	Yes
LoDecibel™ quiet operation	46 dBA
Tube insulation	Damping sheet, sound absorbing material (felt), base
Anti-bacterial treatment (Drain hose)	Yes
Balanced door	Yes

ThinQ® Smart Features

Wi-Fi enabled	Yes
Remote monitoring	Yes
Smart Diagnosis™	Yes

Power Ratings

Energy Star® qualified	Yes
CEE tier	1
Energy use (kWh/year)	238 kWh/Year
Water use (gallons/cycle)	2.9

Dimensions / Clearances / Weight

Unit dimensions (W x D x H)	23 3/4" x 24 5/8" x 33 5/8"
Depth with door closed (Handle)	24 5/8"
Depth with door open	49 1/4"
Carton dimensions (W x D x H)	28 1/32" x 29 5/8" x 34 7/8"
Clearances (W x D x H)	24" x 24" x 33 5/8"
Weight (unit / carton)	92.15 lbs. / 104.27 lbs.

Limited Warranty

Labour / parts (internal / functional parts only)	1 year
Main control board, rack, stainless steel door liner, tub	2 years (parts only)
Direct Drive motor	10 years (part only)

UPC Codes

LDPH5554S smudge resistant stainless steel	48231347686
LDPH5554D smudge resistant black stainless steel	48231347693