

KitchenAid® Range Hood - 30" (76.2 cm) and 36" (91.4 cm)

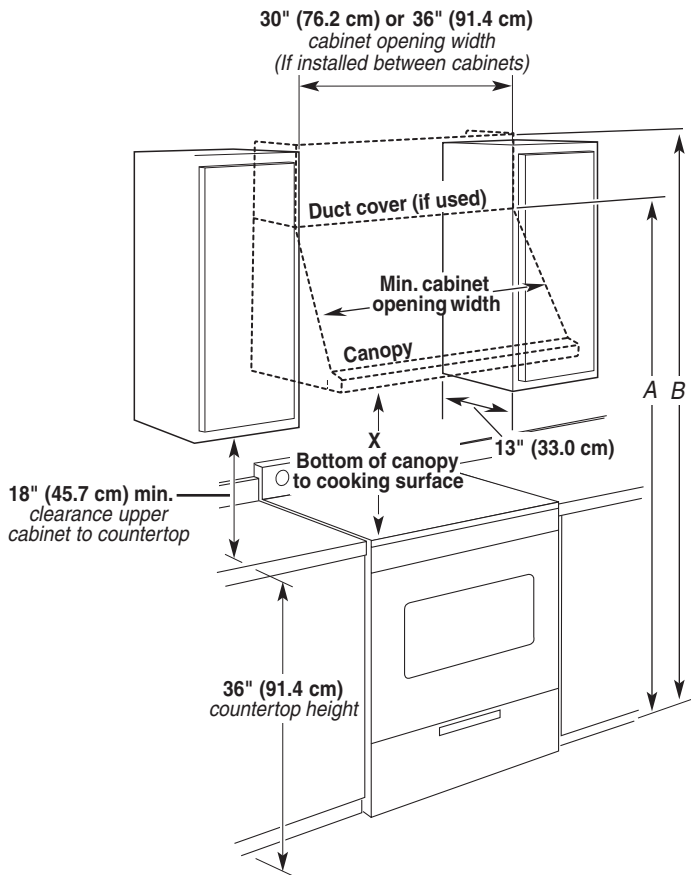
PRODUCT MODEL NUMBERS

KXU8030Y KXU8036Y

Electrical Requirements:

- A 120 volt, 60 Hz., AC only, 15-amp, fused electrical circuit is required.
 - If the house has aluminum wiring, follow the procedure below:
 1. Connect a section of solid copper wire to the pigtail leads.
 2. Connect the aluminum wiring to the added section of copper wire using special connectors and/or tools designed and UL listed for joining copper to aluminum.
- Follow the electrical connector manufacturer's recommended procedure. Aluminum/copper connection must conform with local codes and industry accepted wiring practices.

CABINET OPENING DIMENSIONS



A. For installations with canopy only. 70" (177.8 cm) minimum above electric cooking surface. 76" (193.0 cm) minimum above gas cooking surface.

B. For installations with optional duct cover. 82" (208.3 cm) minimum above electric cooking surface. 88" (223.5 cm) minimum above gas cooking surface.

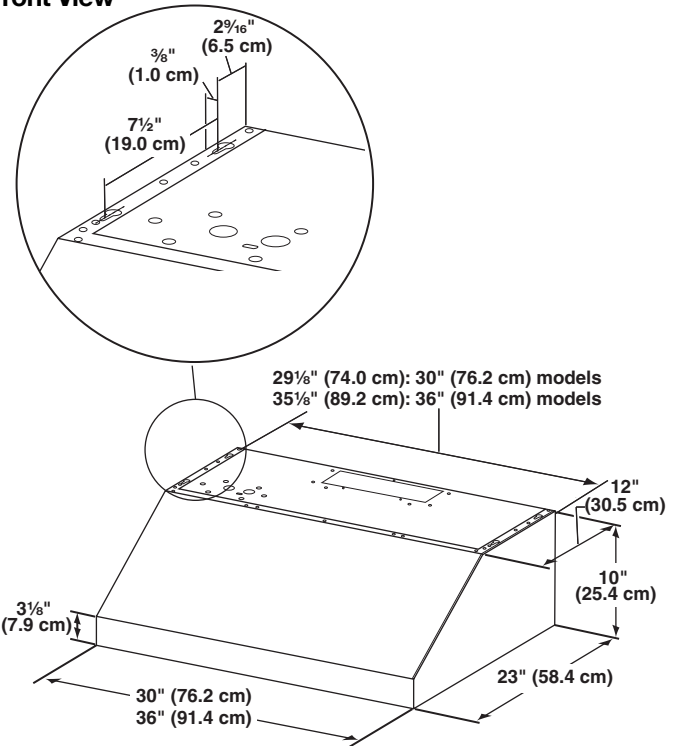
IMPORTANT:

Minimum distance "X" : 24" (61.0 cm) to electric cooking surface and 30" (76.2 cm) to gas cooking surface.

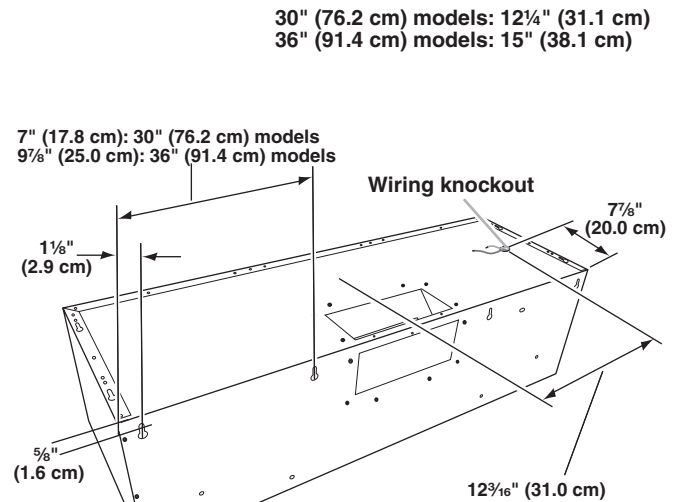
Suggested maximum distance "X" : 36" (91.4 cm)

PRODUCT DIMENSIONS

Front View



Back View



VENTING REQUIREMENTS

- Vent system must terminate to the outdoors.
- Do not terminate the vent system in an attic or other enclosed area.
- Do not use a 4" (10.2 cm) laundry-type wall cap.
- Use metal vent only. Rigid metal vent is recommended.
- The length of vent system and number of elbows should be kept to a minimum to provide efficient performance.

For the most efficient and quiet operation:

- Use no more than three 90° elbows.
- Make sure there is a minimum of 24" (61.0 cm) of straight vent between the elbows if more than 1 elbow is used.
- Do not install 2 elbows together.
- Use clamps or duct tape to seal all joints in the vent system.
- The vent system must have a damper. If roof or wall cap has a damper, do not use damper supplied with the range hood.
- Use caulking to seal exterior wall or roof opening around the cap.
- The size of the vent should be uniform.

Venting Methods

This canopy hood is factory set for venting through the roof or wall.

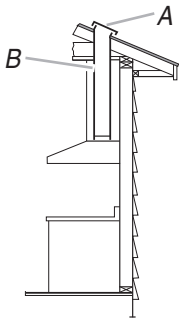
A 3/4" x 10" (8.3 cm x 25.4 cm) rectangular vent system is needed for installation (not included). The hood exhaust opening is 3/4" x 10" (8.3 cm x 25.4 cm). Vent system can terminate either through the roof or wall. To vent out of the top of the range hood and through a wall, a 90° elbow is needed. See "Install Range Hood" section for details for installing the damper.

NOTE: Flexible vent is not recommended. Flexible vent creates back pressure and air turbulence that greatly reduce performance.

Rear discharge

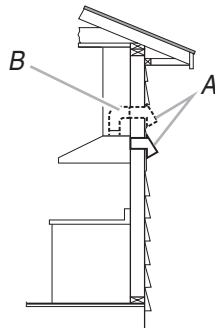
This range hood can be vented directly out the back using the 3/4" x 10" (8.3 cm x 25.4 cm) rectangular damper (supplied) along with a 3/4" x 10" (8.3 cm x 25.4 cm) rectangular vent system (not supplied). See "Install Range Hood" section for details for installing the damper.

Roof Venting



A. Roof cap
B. 3/4" x 10" (8.3 cm x 25.4 cm) rectangular metal vent

Wall Venting (top or rear discharge)



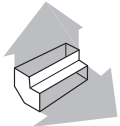
A. Wall cap
B. 3/4" x 10" (8.3 cm x 25.4 cm) rectangular metal vent

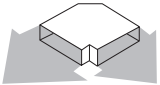
Calculating Vent System Length


To calculate the length of the system you need, add the equivalent feet (meters) for each vent piece used in the system.

3/4" x 10" (8.3 cm x 25.4 cm) Vent System

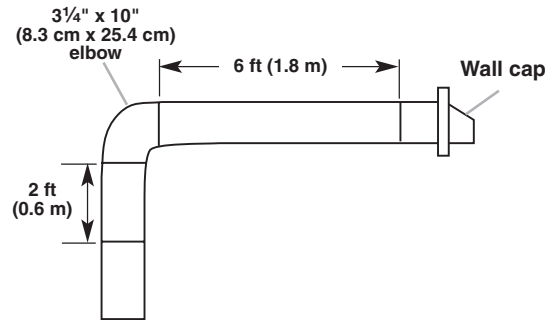
Vent Piece

3/4" x 10" (8.3 cm x 25.4 cm) 90° elbow	5.0 ft (1.5 m)	
--	-------------------	---

3/4" x 10" (8.3 cm x 25.4 cm) flat elbow	12.0 ft (3.7 m)	
---	--------------------	---

3/4" x 10" (8.3 cm x 25.4 cm) wall cap	0.0 ft (0.0 m)	
---	-------------------	---

Example vent system



Maximum Recommended Length	= 35 ft (10.7 m)
-----------------------------------	-------------------------

1 - 90° elbow	= 5.0 ft (1.5 m)
---------------	------------------

8 ft (2.4 m) straight	= 8.0 ft (2.4 m)
-----------------------	------------------

1 - wall cap	= 0.0 ft (0.0 m)
--------------	------------------

Length of 3/4" x 10" (8.3 cm x 25.4 cm) system	= 13.0 ft (3.9 m)
--	-------------------