

30" Hood Liner

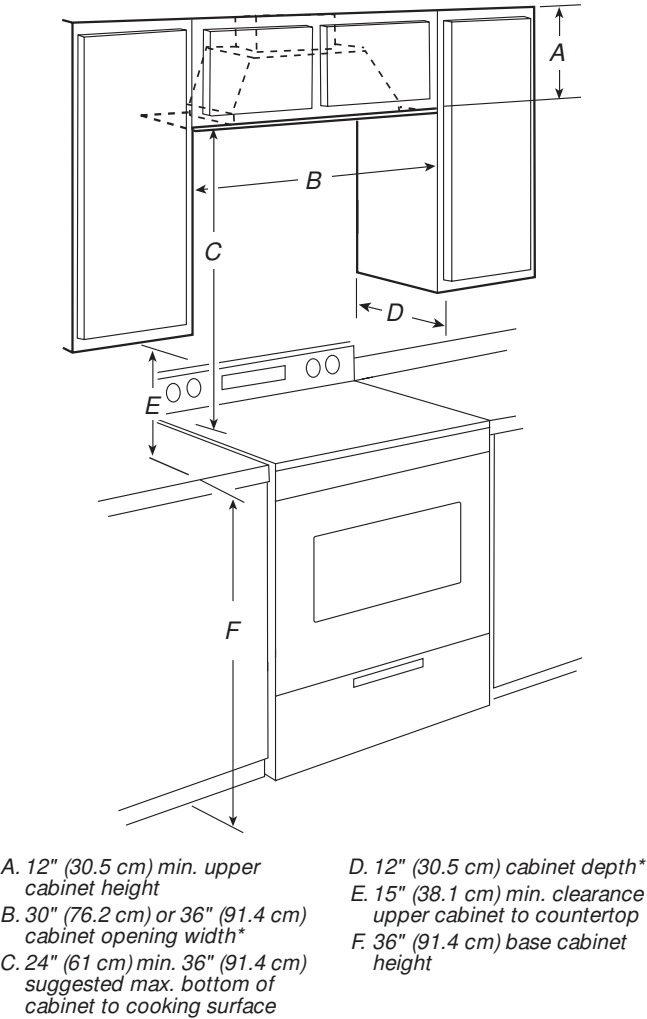
PRODUCT MODEL NUMBERS

UXL5430B

Electrical Requirements:

A 120 volt, 60 Hz, AC only, 15- or 20-amp, fused electrical circuit is required. A time-delay fuse or circuit breaker is also recommended. It is recommended that a separate circuit serving only this range hood be provided.  
This range hood is equipped with a power supply cord having a 3 prong grounding plug.

CABINET DIMENSIONS



VENTING REQUIREMENTS

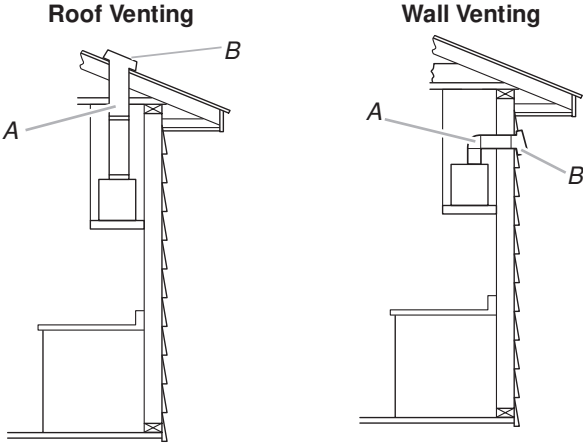
Vent system must terminate to the outside, except for nonvented (recirculating) installations.  
Do not terminate the vent system in an attic or other enclosed area.  
Do not use a 4" (10.2 cm) laundry-type wall cap.  
Use metal vent only. A rigid metal vent is recommended. Plastic or metal foil vent is not recommended.  
The length of the vent system and number of elbows should be kept to a minimum to provide efficient performance.

For the most efficient and quiet operation:

Use no more than three 90° elbows.  
Make sure there is a minimum of 24" (61.0 cm) of straight vent between the elbows if more than 1 elbow is used.  
Do not install 2 elbows together.  
The vent system must have a damper.  
Use clamps to seal all joints in the vent system.  
Use caulking to seal exterior wall or roof opening around the cap.  
The size of the vent should be uniform.

Venting Methods

This range hood is factory set for venting through the roof or through the wall.  
The vent system needed for installation is not included. A 6" (15.2 cm) round vent system is recommended.

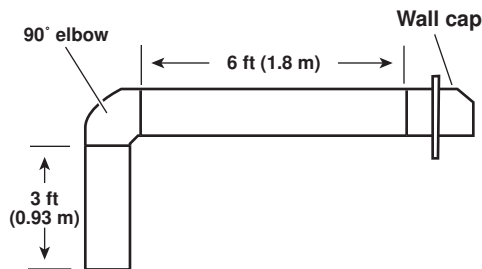


Calculate Vent System Length

The recommended vent system is 6" (15.2 cm) round vent with a maximum length of 35 ft (10.7 m). For the best performance, use no more than three 90° elbows.  
To calculate the length of the system, add the equivalent feet (meters) for each of the vent pieces used in the system.

Vent Piece	6" (15.2 cm)	
45° elbow	2.5 ft (0.8 m)	
90° elbow	5.0 ft (1.5 m)	

## Example vent system



### Maximum Length = 35 ft (10.7 m)

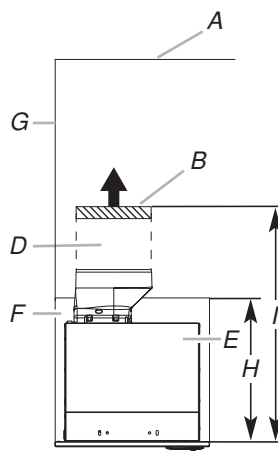
1 - 90° elbow	= 5.0 ft (1.5 m)
1 - wall cap	= 0.0 ft (0.0 m)
9 ft (2.8 m) straight	= 9.0 ft (2.8 m)
System length	= 14.0 ft (4.3 m)

## Non-Vented (recirculating) Installations Through the Soffit/Cabinet

If it is not possible to vent cooking fumes and vapors to the outside, the range hood can be used in the non-vented (recirculating) version, using a charcoal filter. Charcoal Filter Kit Part Number W10272068 is available from the dealer or an authorized parts distributor.

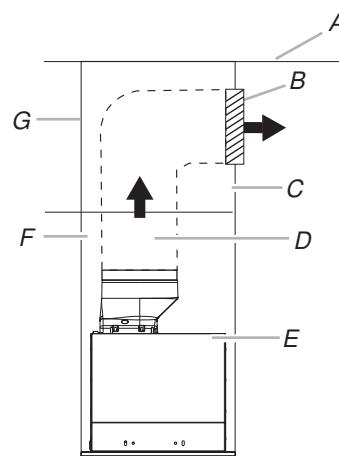
**NOTE:** 12" (30.5 cm) high cabinets without a soffit may allow the 6" (15.2 cm) vent and vent cover to be seen.

### Through Cabinet



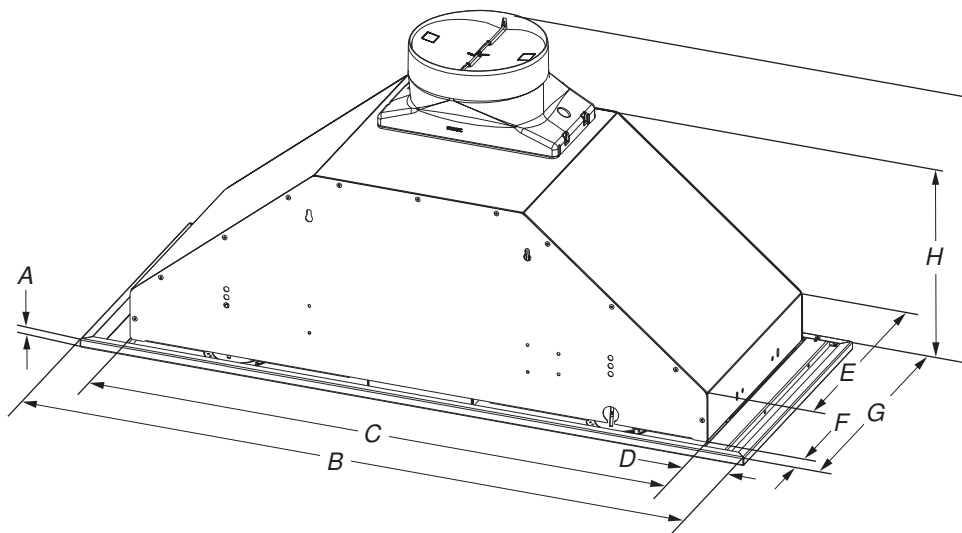
- A. Ceiling
- B. Vent cover
- C. Soffit
- D. 6" (15.2 cm) vent
- E. Range hood

### Through Soffit



- F. Cabinet
- G. Wall
- H. 12" (30.5 cm) min. cabinet height
- I. 17" (43.2 cm) min. vent cover height

## OVERALL DIMENSIONS



- A. 3/8" (1.0 cm)
- B. 30" (76.2 cm) or 36" (91.4 cm)
- C. 26" (66.1 cm)
- D. 2" (5.1 cm) or 5" (12.7 cm)
- E. 10 3/8" (27.4 cm)
- F. 3/8" (1.9 cm)
- G. 11 7/8" (30.2 cm) or 17 7/8" (45.4 cm)
- H. 9 1/2" (23.1 cm)
- I. 13 5/8" (33.7 cm)