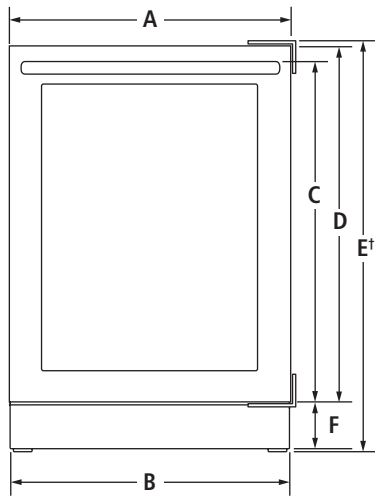


UNDER COUNTER REFRIGERATORS

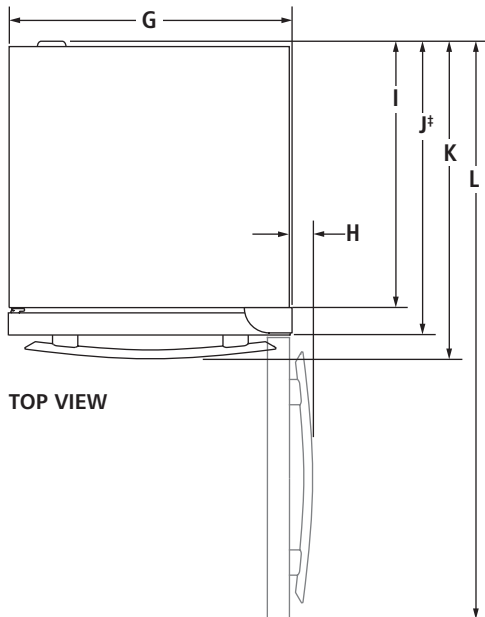
JUG24FRERS, JUG24FLERS – 23<sup>7</sup>/<sub>8</sub>" x 34<sup>3</sup>/<sub>8</sub>" x 26" (including handle)

JUG24FRECX, JUG24FLECX – 23<sup>7</sup>/<sub>8</sub>" x 34<sup>3</sup>/<sub>8</sub>" x 23<sup>7</sup>/<sub>8</sub>"

PRODUCT DIMENSIONS



FRONT VIEW



TOP VIEW

MODEL #		JUG24FRERS JUG24FLERS JUG24FRECX JUG24FLECX	
		in	cm
<b>A</b>	Width of door	23 <sup>3</sup> / <sub>4</sub>	60.3
<b>B</b>	Width of grille	23 <sup>3</sup> / <sub>4</sub>	60.2
<b>C</b>	Height to top of handle Pro-Style® Stainless*	28 <sup>1</sup> / <sub>4</sub>	71.7
	Euro-Style Stainless	28	71.1
	Custom panel	**	**
<b>D</b>	Height of door	30 <sup>1</sup> / <sub>8</sub>	76.6
<b>E†</b>	Height with hinge cover (min.)	34 <sup>3</sup> / <sub>8</sub>	87.4
<b>F</b>	Height of grille	3 <sup>3</sup> / <sub>4</sub>	9.4
<b>G</b>	Width with hinge cover	23 <sup>7</sup> / <sub>8</sub>	60.6
<b>H</b>	Width from side of refrigerator to handle – door open 90° Pro-Style® Stainless*	2 <sup>5</sup> / <sub>8</sub>	6.7
	Euro-Style Stainless	2 <sup>1</sup> / <sub>8</sub>	5.3
	Custom panel	**	**
<b>I</b>	Depth without door	21 <sup>5</sup> / <sub>8</sub>	55.0
<b>J‡</b>	Depth with door	23 <sup>7</sup> / <sub>8</sub>	60.7
<b>K</b>	Depth with handle Pro-Style® Stainless*	26 <sup>1</sup> / <sub>2</sub>	67.4
	Euro-Style Stainless	26	66.0
	Custom panel	**	**
<b>L</b>	Depth with door open 90°	47 <sup>3</sup> / <sub>4</sub>	121.4

\*Requires optional Pro-Style® Stainless handle kit – W10588599. Each kit includes one Pro-Style® badge and one handle.

\*\*For custom panel models, this depends on handle chosen.

†Add 5/8" (1.6 cm) to the height dimension when leveling legs are fully extended.

‡Includes recommended 3/4" (1.9 cm) custom panel thickness (JUG24FRECX, JUG24FLECX).

**IMPORTANT:** Dimensional specifications are provided for planning purposes only.

**Do not make any cutouts based on this information.** Refer to the Installation or Use & Care Guide before selecting cabinetry, verifying electrical/gas connections, making cutouts or beginning installation.

All Jenn-Air® appliances are appropriately UL, CUL or CSA approved.

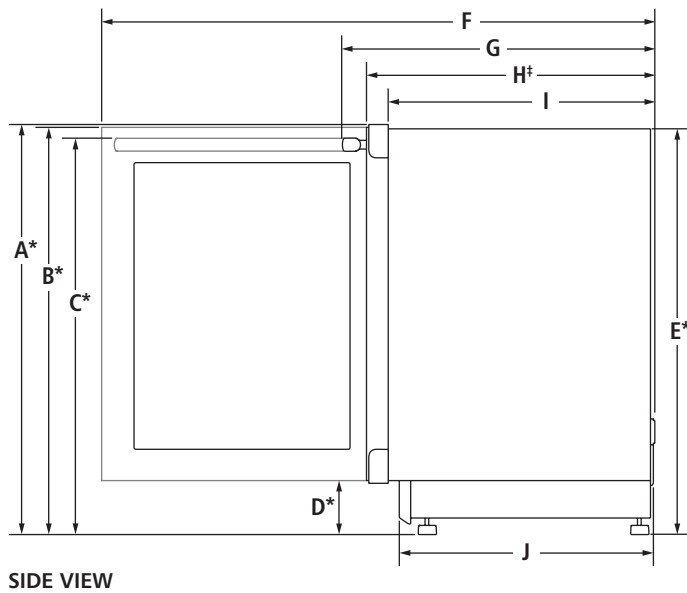


UNDER COUNTER REFRIGERATORS

JUG24FRERS, JUG24FLERS – 23<sup>7</sup>/<sub>8</sub>" x 34<sup>3</sup>/<sub>8</sub>" x 26" (including handle)

JUG24FRECX, JUG24FLECX – 23<sup>7</sup>/<sub>8</sub>" x 34<sup>3</sup>/<sub>8</sub>" x 23<sup>7</sup>/<sub>8</sub>"

DIMENSIONS AS INSTALLED



MODEL #		JUG24FRERS JUG24FLERS JUG24FRECX JUG24FLECX	
		in	cm
A*	Height with hinge cover (min.)	34 <sup>3</sup> / <sub>8</sub>	87.4
B*	Height to top of door (min.)	34 <sup>1</sup> / <sub>8</sub>	86.8
C*	Height to top of handle (min.) Pro-Style® Stainless**	28 <sup>1</sup> / <sub>4</sub>	71.7
	Euro-Style Stainless	28	71.1
	Custom panel	†	†
D*	Height to top of grille (min.)	4	10.2
E*	Height of recessed refrigerator (min.)	34 <sup>1</sup> / <sub>8</sub>	86.8
F	Depth with door open 90° (min.)	47 <sup>3</sup> / <sub>4</sub>	121.4
G	Depth with handle (min.) Pro-Style® Stainless**	26 <sup>1</sup> / <sub>2</sub>	67.4
	Euro-Style Stainless	26	66.0
	Custom panel	†	†
H†	Depth with door (min.)	24	60.9
I	Depth without door (min.)	21 <sup>5</sup> / <sub>8</sub>	55.0
J	Depth of grille (min.)	20 <sup>3</sup> / <sub>4</sub>	52.7

\*Add 5/8" (1.6 cm) to the height dimension when leveling legs are fully extended.

\*\*Requires optional Pro-Style® Stainless handle kit – W10588599. Each kit includes one Pro-Style® badge and one handle.

†For custom panel models, this depends on handle chosen.

‡Includes recommended 3/4" (1.9 cm) custom panel thickness (JUG24FRECX, JUG24FLECX).

**IMPORTANT:** Dimensional specifications are provided for planning purposes only.

**Do not make any cutouts based on this information.** Refer to the Installation or Use & Care Guide before selecting cabinetry, verifying electrical/gas connections, making cutouts or beginning installation.

All Jenn-Air® appliances are appropriately UL, CUL or CSA approved.

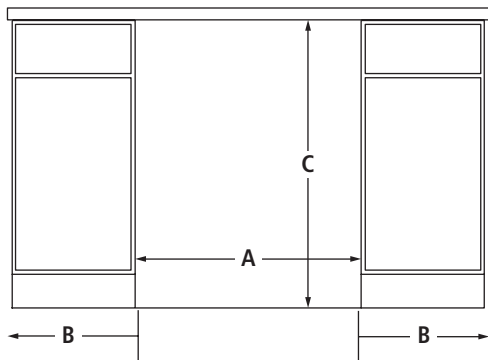


UNDER COUNTER REFRIGERATORS

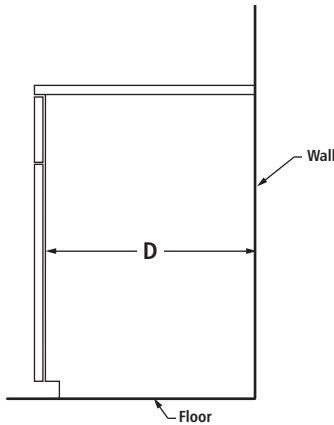
JUG24FRERS, JUG24FLERS – 23<sup>7</sup>/<sub>8</sub>" x 34<sup>3</sup>/<sub>8</sub>" x 26" (including handle)

JUG24FRECX, JUG24FLECX – 23<sup>7</sup>/<sub>8</sub>" x 34<sup>3</sup>/<sub>8</sub>" x 23<sup>7</sup>/<sub>8</sub>"

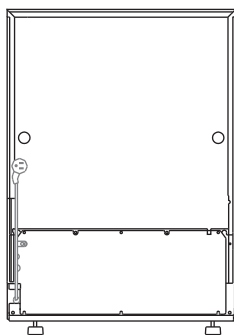
OPENING/CLEARANCE DIMENSIONS



FRONT VIEW



SIDE VIEW



BACK VIEW

MODEL #		JUG24FRERS JUG24FLERS JUG24FRECX JUG24FLECX	
		in	cm
<b>A</b>	Width (min.)	24	61.0
<b>B</b>	Minimum width from hinged side of refrigerator to fixed wall – door open 90°	1 <sup>5</sup> / <sub>8</sub>	4.0
<b>C</b>	Height (min.)	34 <sup>3</sup> / <sub>8</sub>	87.3
<b>D</b>	Depth (min.)	24	61.0

VENTILATION REQUIREMENTS

For proper ventilation, allow 1/4" (0.6 cm) space on the top and each side.

ELECTRICAL REQUIREMENTS

115 volt, 60 Hz, AC only, 15- or 20-amp fused, grounded circuit is required. A dedicated circuit is recommended. Use an outlet that cannot be turned off by a switch. Minimum length of the power cord is 63" (160.0 cm). Do not use an extension cord.

**IMPORTANT:** Dimensional specifications are provided for planning purposes only. Do not make any cutouts based on this information. Refer to the Installation or Use & Care Guide before selecting cabinetry, verifying electrical/gas connections, making cutouts or beginning installation. All Jenn-Air® appliances are appropriately UL, CUL or CSA approved.