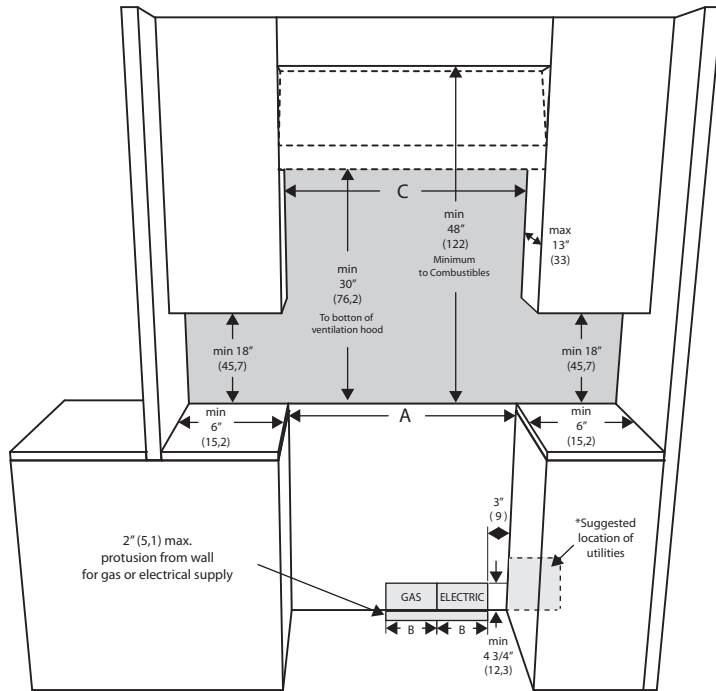


FULGOR MILANO

30"-36" Dual Fuel Ranges 600 SERIES

Weight & Dimensions



OPENING WIDTH	A & C	B
Range 30"	30" (76,2)	6" (15,2)
Range 36"	36" (91,4)	7" (17,8)

SHADED AREA:

The surface of the entire back wall above the range and below the hood must be covered with a noncombustible material.

*Consult local code for exact location requirements.

Note: Clearances from non-combustible materials are not part of the ANSI Z21.1 scope and not certified. Clearances to non-combustible materials must conform with local codes or, in the absence of local codes, with the National Fuel Gas Code, ANSI Z223.1/NFPA 54.

Minimum clearances:

Above cooking surface (above 36" [91.4 cm])

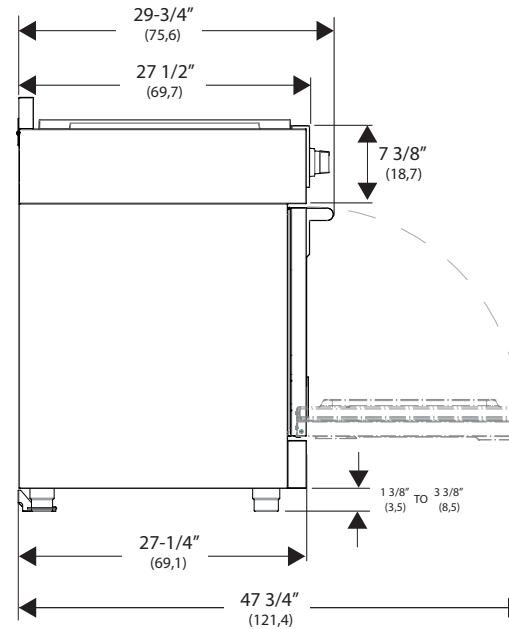
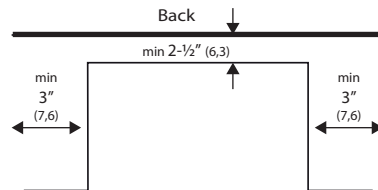
- Sides - 6" (15.2 cm)
- Within 6" (15.2 cm) side clearance, wall cabinets no deeper than 13" (33.0 cm) must be minimum 18" (45.7 cm) above cooking surface
- Wall cabinets directly above product must be a minimum of 48" (122 cm) above cooking surface.
- Rear - 0" with 9" backguard; 0" with non-combustible rear wall.

Below cooking surface (36" [91.4 cm] and below)

- Install with zero clearance between adjacent combustible construction below the cooking surface and the back and sides of the appliance

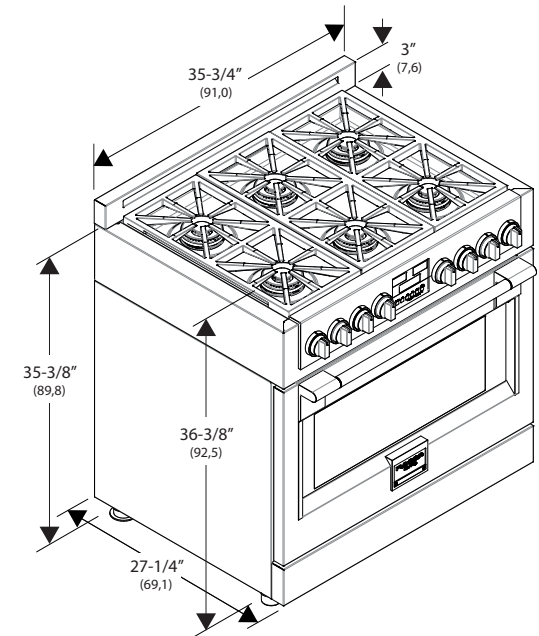
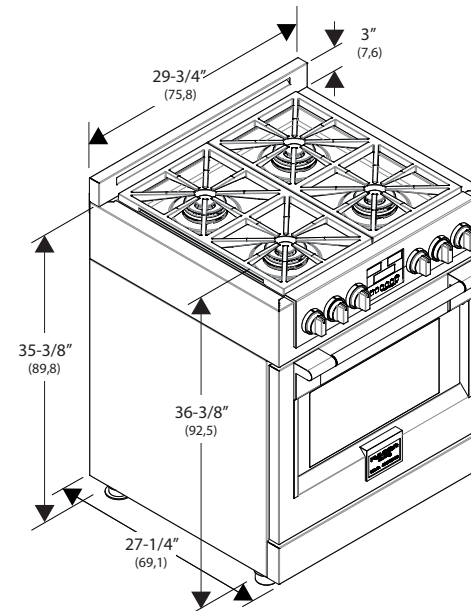
ADDITIONAL CLEARANCES:

For island installation, maintain 2-1/2 in. minimum from cutout to back edge of countertop and 3 in. minimum from cutout to side edges of countertop (see top view). For island installation, 12" (305) minimum clearance back of range to combustible rear wall above countertop. The island installation is not part of the ANSI Z21.1 scope and not certified.



PACKAGING 30"		lb / inch	Kg / mm
GROSS WEIGHT		326 lb	148 Kg
DIMENSION	W	33"	840
	D	45"3/4	1162
	H	32"1/4	820

PACKAGING 36"		lb / inch	Kg / mm
GROSS WEIGHT		382 lb	173 Kg
DIMENSION	W	39"	990
	D	45"3/4	1162
	H	32"1/4	820



FULGOR

MILANO

600 Series 36" Dual Fuel Range

F6PDF366S1

BAR CODE (EAN 13)

801980101612 9

Series

	600
	DUAL FUEL
Size	36"
Main Colour	SS
Logo	•
Stainless Steel Aesthetics	Professional

Cooktop

Type	GAS
Cooking Surface	Black Enameled
Gas Type	NG or LP
Knobs	•
Gas Cooktop Features	
Electric Flame Ignition and Re-ignition	•
Flame out sensing	•
Top Mount Injectors	•
L.P. Conversion Kit	•
Dual Flame Brass Burner	•
Heavy Duty Cast Iron Grates	3
Pressure Regulator	•
Cooking Zones	6

Front Left

Dual Flame Burner

Power (Max/ Min) G20 - 5"	18000 (BTU/h) - 5300W / 950 (BTU/h) - 275W
Power (Max/ Min) G31 - 10"	15000 (BTU/h) - 4400W / 950 (BTU/h) - 275W

Rear Left

Dual Flame Burner

Power (Max/ Min) G20 - 5"	18000 (BTU/h) - 5300W / 950 (BTU/h) - 275W
Power (Max/ Min) G31 - 10"	15000 (BTU/h) - 4400W / 950 (BTU/h) - 275W

Front Middle

Dual Flame Burner

Power (Max/ Min) G20 - 5"	18000 (BTU/h) - 5300W / 950 (BTU/h) - 275W
Power (Max/ Min) G31 - 10"	15000 (BTU/h) - 4400W / 950 (BTU/h) - 275W

Rear Middle

Dual Flame Burner

Power (Max/ Min) G20 - 5"	18000 (BTU/h) - 5300W / 950 (BTU/h) - 275W
Power (Max/ Min) G31 - 10"	15000 (BTU/h) - 4400W / 950 (BTU/h) - 275W

Front Right

Dual Flame Burner

Power (Max/ Min) G20 - 5"	18000 (BTU/h) - 5300W / 950 (BTU/h) - 275W
Power (Max/ Min) G31 - 10"	15000 (BTU/h) - 4400W / 950 (BTU/h) - 275W

Rear Right

Dual Flame Burner














Power (Max/ Min) G20 - 5"	18000 (BTU/h) - 5300W / 950 (BTU/h) - 275W
Power (Max/ Min) G31 - 10"	15000 (BTU/h) - 4400W / 950 (BTU/h) - 275W

Oven

Type	ELECTRIC PIRO
Oven Type	Multifunction 2 Fans (True Euro Convection)

FULGOR

MILANO

Temperature Regulation		Electronic
Functions		
Pyrolytic Self-Clean with automatic door latch		•
True European Convection Bake (Multi level)		•
Convection Broil		•
Convection Roast		•
Pizza (Lower Convection)		•
Bake		•
Broil		•
Dehydrate		•
Thaw (Defrost)		•
Proof (Warm)		•
Keep warm (Warm Plus)		•
Oven Lights		•
Fast Preheat		•
Control Panel		
Control type		HAWK3TC - Electronic
Clock Display		White LED
Temperature Display		White LED
Function Display		White LED
Commands		6 Heavy Duty Knobs / 6 Touch Keys
Language		English / French / Spanish
Electric Oven Features		
Preset/Last used temperature memory		•
Preheat bar (25%, 50%, 75%, 100%)		•
Automatic Fast Preheat		•
Child Door Lock		•
Commands Lock		•
Sabbath mode		•
12/24 hour clock format		•
°C/°F		•
Oven Door(s)		
Oven Glass Window		Deep Embossed Window
Door Cooling System		4 Pane Heat Resistant Glass
soft closing system		•
Door Hinges		Heavy Duty Steady Tilt
Handle Style		Stainless Steel Tube d30mm, Metal terminals
Oven Cavity		
Net Capacity (cuft)		4.9
Cavity Enamel Colour		Black
Rack Positions		6
Oven Lights		3x20W Halogen
Heating Element		
Broil Upper Heating Element		3500 W (240V)
Upper Auxiliary Element Wattage		1032W (240V)
Concealed Bake Lower Heating Element		3000 W (240V)
Convection Element Wattage		2x1300 W (240V)
Oven Accessories		
Chromed racks		2
Enameled Grill set (basin + anti splash)		1
Telescopic chromed rack		1
Meat probe		1
Dimensions		
Overall dim - width		35 3/4" (910mm)
Overall dim - height		38 3/8" (974mm)
Overall dim - depth		29 3/4" (756mm)
Power / Ratings (208/240 V, 60 Hz)		
KW/Amps rating at 120-240V, 60Hz		3.84kW - 16.9A
KW/Amps rating at 120-208V, 60Hz		3.54kW - 17.5A
Cable + Plug		Nema 14-50P

FULGOR

MILANO

INSTRUCTIONS FOR USE

Use & Care Manual
Installation Manual

EN, SP, FR
EN, SP, FR