


# Gas on Steel Cooktop, 36", Flush Fit

Series 9 | contemporary

Stainless Steel | LPG

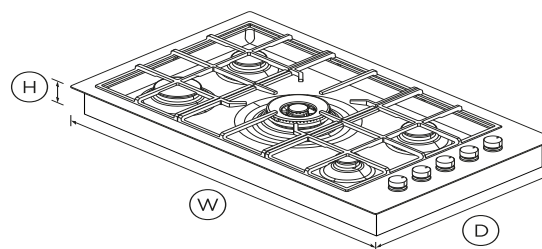


Our award-winning cooktop fits flush into your kitchen benchtop, for a seamless look and easy cleaning.

- Five burners including a wok burner
- Auto re-ignition means if the flame goes out it will automatically re-light for safety

## DIMENSIONS

Height	3 1/16 "
Width	35 1/2 "
Depth	20 7/8 "



## FEATURES & BENEFITS

### Clever cooking results

The consistent flame and heat distribution of the dual flame wok burner combined with the highly responsive dials offer precise heat adjustment that can perfect a slow simmer for sauces or an intense heat for searing steaks.

### Safe and sound

Intuitive dials glow red for on and white for off, showing from a distance which burners are lit. The Auto-reignite system means you don't have to hold down a dial while burners ignite - if a

burner goes out it is automatically relit at the original flame setting.

### Complementary design

The brushed stainless steel has been designed for durability but also provides a modern, stylish finish, matching the Fisher & Paykel family of kitchen appliances.

### Easy cleaning

The stainless steel component is easily accessible and quick to clean. Cast iron trivets provide a durable and stable cooking platform. Their rubber feet prevent them from scratching the cooktop.

### Handy accessories

This cooktop comes with a small pan support and wok stand to complement different cooking styles.

### Fits flush

This Gas Cooktop's burners are recessed into the work surface leaving the trivets flush and providing an integrated kitchen bench with a seamless look.

## SPECIFICATIONS

### Accessories

- Small pan support
- Wok stand

### Burner ratings

Auxiliary burner	700 - 3800BTU
Rapid burner	2000 - 9500BTU
Semi-rapid burner	900 - 8500BTU
Wok burner max	18500BTU
Wok burner min (simmer)	600BTU

### Burners

**Burners** **5 including 1 dual wok burner**

Semi-rapid burner **900 - 8500BTU**

**Cleaning**

- Easy clean cooktop design •
- Quick component removal •

**Controls**

- Burner indicator lights •
- Ergonomic control dials •
- Laser etched graphics •
- Turned stainless dials •

**Performance**

- Cast iron trivets •
- Electronic ignition •
- Innovalve™ technology •
- LPG/Natural gas models •
- Quick connect gas valves •

**Power requirements**

Amperage **2A**

Supply frequency **60Hz**

Supply voltage **110 - 120**

**Product dimensions**

Depth **20 7/8"**

Height **3 1/16"**

Width **35 1/2"**






**Safety**

- Auto re-ignition system •
- Spill containment •

SKU **81379**

The product dimensions and specifications in this page apply to the specific product and model. Under our policy of continuous improvement, these dimensions and specifications may change at any time. You should therefore check with Fisher & Paykel's Customer Care Centre to ensure this page correctly describes the model currently available. © Fisher & Paykel Appliances Ltd 2019.

**Other product downloads available at fisherpaykel.com**

-  [User Guide](#)
-  [Service & Warranty Booklet](#)
-  [Guide D'Utilisation](#)
-  [Installation Guide](#)
-  [Guide D'Installation](#)



**A PEACE OF MIND SALE**  
**24 Hours 7 Days a Week Customer Support**  
**T 1300 650 590 W www.fisherpaykel.com**