

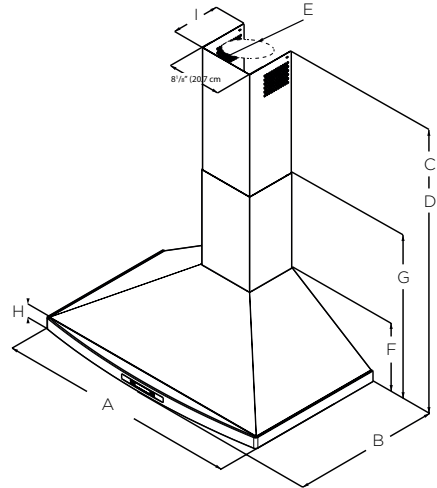


- CFM REDUCTION
- DIM LIGHT
- LED LIGHT
- HUSH SYSTEM
- TOP PERFORMANCE
- CLEAN FILTER ALARM
- REPLACE FILTER ALARM

ELICA'S EXCLUSIVE PLUS FEATURES

The rounded front, beautifully sloping angles and stainless steel finish of Pilato make a striking visual statement. Available in 30" or 36" widths, Pilato features include a powerful 600 CFM blower, 2 LED lights, dishwasher safe stainless steel microhole filters and multi-function electronic controls with LCD display that deliver convenience and safety.

Designed for standard ducted installation, Pilato can also be installed as a recirculating system using the Recirculating Kit, available as an accessory.



	EPL630S2	EPL636S2
A	30" (76.2 cm)	36" (91.2cm)
B	21 1/2" (54.7 cm)	
C*	Min: 28 7/8 (73.3cm) Max: 42 1/16(106.9cm)	
D**	Min: 28 3/8" (72 cm) Max: 38"(96.6 cm)	
E	6" (15.9 cm)	
F	10" (25.4cm)	
G	24 1/8" (61cm)	
H	1 1/2" (4cm)	
I	7 1/4" (18.4cm)	
J	8 1/8" (20.7cm)	


* Ductless (Recirculating) version ** Ducted version





SPECIFICATIONS


Width:	30" UNIT	36" UNIT
Model:	EPL630S2	EPL636S2
Dimensions:	30" W x 21 1/2" D x min 28 3/8" max 42 1/16"H	36" W x 21 1/2" D x min 28 3/8" max 42 1/16"H
Blower Type(internal):**	600 CFM (3-speed + boost)	
Noise (sones):**	6.8 sones	
Finish:	Stainless Steel	
Controls:	Multi-function electronic with LCD display	
Illumination:	2 LED, 6.5 W, 3000 K	
Grease Filter:	Dishwasher-safe Stainless Steel Microhole Filter (2 w/30" & 3 w/36")	
Duct Transition:	Round 6" Top Discharge	
Installation Type:	Ducted or Recirculating (Kit sold separately)	
Telescopic Chimney:	Can reach ceiling heights of min 7'5", max 9'2" (ducted out) & min 7'5", max 9'5" (recirculating).	
Electrical:	120V-60 Hz, 450 W	
KITS:	KIT02766 (Contains 6" Deflector and 2 Round Carbon Filters)	
Recirculating Kit		
Long Chimney Extension:	KIT02762 (Can reach 8'5" - 11'3" (ducted), 8'7" - 11'7" (recirculating))	
WARRANTY:***	Two (2) Years Parts & In-Home Labor. Earn an additional One (1) Year of Parts & In-Home Labor by registering on elica.com.	


PLUS FEATURES


- 

CFM REDUCTION - CFM Reduction System (CRS), is an exclusive feature to Elica hoods, which enables the user to reduce the maximum blower CFM, to meet local code requirements.
- 

HUSH SYSTEM - An exclusive sound deadening technology that effectively reduces sound levels up to 35%, compared to typical range hoods.
- 

TOP PERFORMANCE - Excellent performance for models equipped with this plus. High fume capturing capacity with an average aspiration range of 600 CFM's, with low noise levels, 1.2 - 1.7 sones at working speed.
- 

LED LIGHT - LED lighting is undoubtedly the smartest solution in terms of energy saving. Expected life is over 20,000 hours, and should last the full life of the hood.
- 

CLEAN FILTER ALARM - When activated, your hood will emit a "beep" signal to let you know when is time to clean your filters. For some models, an intermittent light remain active until cleaning filter action is completed. See instructions manual to activate feature.
- 

REPLACE FILTER ALARM - When activated, your hood will emit a "beep" signal to let you know when is time to replace carbon filters. See instructions manual to activate feature.



Certified Ratings	High Speed	Working Speed	Duct Size
CFM	450	150	6" (Vertical)
Sones	12	2	6" (Vertical)

* The product images shown are for illustration purposes only and may not be an exact representation of the product.

** Blower performance indicates the performance of the blower by itself. Performance claims are not AHAM certified but were established in accordance with HVI Standardized test procedure. For Certified Ratings, please refer to AHAM Certified Product Directory. Electric Ratings are declared according to UL.

*** For valid warranty extension, register within 3 months from purchase. For USA & Canada Users Only.