

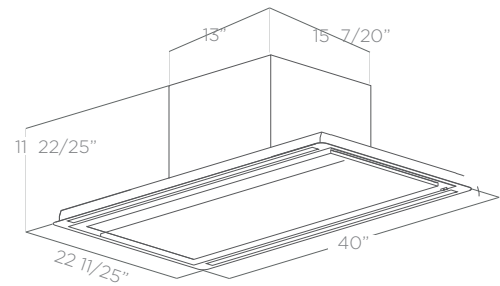
ICONIC SERIES  
**HILIGHT**



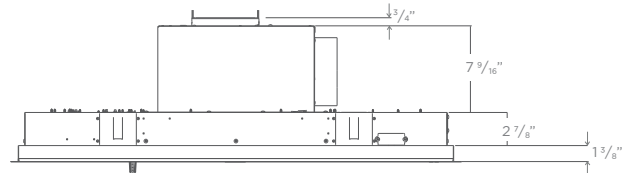
Characterized by essential lines, Hilight totally fits the kitchen architectural style with a perfectly flush installation, leaving the space above the cooktop completely free and without view obstructions.

Comfort in the kitchen is guaranteed by the powerful and silent suction heart concealed in the ceiling combined with the adaptable light intensity that create the right environment in every moment.

All maintenance operations can be carried on by opening the side panel without any effort and this way, the hood can be easily preserved clean and fully functional.



FALSE CEILING CUT: 21 13/20" x 38 1/2"  
 \*Can be installed up to 10 feet.



**\*FLEXIBLE INSTALL**


Blower offers 5 possible exit directions, allowing you to decide on which side to attach the air outlet duct.


ICONIC SERIES  
**HIGHLIGHT**  
 SPECIFICATIONS




Width:	39" UNIT	39" UNIT
Model:	EHL640WH	EHL640SS
Dimensions:	40" W x 22" D	
Blower Type (internal):**	600 CFM (3 speed + boost)	
Noise (sones):**	6.8 Sones	
Finish:	White Glass with Metal white frame	Stainless Steel Panel with Stainless Steel frame
Controls:	Remote Control	
Illumination:	2 Strip LED Lights,14 Watts	
Grease Filter:	Dishwasher-Safe, Anodized Aluminum, Mesh Filter + Perimeter Aspiration	
Duct transition:	Round 6" (multi directional)	
Installation type:	Ducted or Recirculating (Kit sold separately)	
Installment Height:	Can reach ceiling heights up to 10'0"	
Electrical:	120v 60 Hz, 578 W	
KITS		
Recirculating Kit:	KIT0167875 (Contains 3 long life carbon filters)	
White remote control:	KIT0121468	
Black remote control:	KIT0121469	
WARRANTY:***	Two (2) Years Parts & In-Home Labor. Earn an additional One (1) Year of Parts & In-Home Labor by registering on elica.com.	


PLUS FEATURES


- 


**DIM-LIGHT**- The Dimmer allows you to adjust the brightness of the light as you wish. With Elica, lighting is customized in a discreet, personal and practical way, in order to contribute in creating the perfect kitchen atmosphere.
- 


**TUNE WHITE** - The ability to choose the preferred shade of white always creates the right atmosphere. The Kelvin degrees regulation starts from a very warm tone, 2400°K, to experience intimate and convivial moments, up to a cold colour, 5000°K.
- 


**REMOTE CONTROL** - Elica's ADA compliant Remote Control, provides added convenience to the typical user, as well as, full function access for those with limited mobility.
- 

**SUPER EASY INSTALLATION** -With the exclusive Elica system, installation can be done in total safety in just a few steps, safeguarding the look of the product and the space in which it is positioned.
- 

**Replace filter alarm**- When activated, your hood will emit a "beep" signal let you know when is time to replace the carbon filters. See instructions manual to activate feature.
- 

**TOP PERFORMANCE** - Excellent performance for models equipped with this plus. High fume capturing capacity with an average aspiration range of 600 CFM's. with low noise levels, 1.2 - 1.7 sones at working speed.
- 

**LONG LIFE FILTER** - One of a kind odour filter, capable of regenerating itself and of lasting up to 3 years. To maintain these characteristics, the filter only requires simple maintenance: wash every 2 or 3 months with hot water and mild soap (also in dishwasher at 65 degrees) and dry in the oven for ten minutes at 100 degrees.
- 

**TOTAL INTEGRATION** - The Total Integration products have been designed to be seamlessly integrated into the kitchen whilst maintaining harmony with the surroundings.
- 

**CLEAN FILTER ALARM** - When activated, your hood will emit a "beep" signal to let you know when is time to clean your filters. For some models, an intermittent light will remain active until cleaning filter action is completed. See instructions manual to activate feature.



Certified Ratings	High Speed	Working Speed	Duct Size
CFM	450	190	6" (vertical)
Sones	7	1.5	6" (vertical)

\* The product images shown are for illustration purposes only and may not be an exact representation of the product.

\*\* Blower performance indicates the performance of the blower by itself. Performance claims are not AHAM certified but were established in accordance with HVI Standardized test procedure. For Certified Ratings, please refer to AHAM Certified Product Directory. Electric Ratings are declared according to UL.

\*\*\* For valid warranty extension, register within 3 months from purchase. For USA & Canada Users Only.