

36-Inch Dual-Fuel Steam Range

\$10,499 – \$11,299 | CONTEMPORARY

dacor



DOP36C86DLS/DA - Silver Stainless, Natural Gas, Liquid Propane \$10,499
 DOP36C86DLM/DA - Graphite Stainless, Natural Gas, Liquid Propane \$11,299

Features & Benefits

- Steam-Assist oven
- Dual Four-Part Pure Convection system
- SimmerSear™ brass burners
- BrightVue™ LED & halogen lighting
- Motorized 7-inch LCD control panel with SmartThings Wi-Fi connectivity
- Chef Mode guided cooking
- Auto Connect to compatible ventilation through Bluetooth
- Digital temperature probe
- Self-clean oven
- SoftShut™ hinges
- LP conversion kit

Controls

CONTROL TYPE	7" Motorized LCD Touchscreen & Knobs
CHEF MODE™ GUIDED COOKING	Yes
ILLUMINA™ KNOBS	White
WI-FI + SMARTTHINGS	Yes
BLUETOOTH AUTO CONNECT™ VENTILATION	Yes
CONTROL SHOWER LIGHTING	Yes
CLOCK	Yes
DELAY START	Yes
KITCHEN TIMER	Yes
CHILD LOCK	Yes
SABBATH MODE	Yes

Oven

OVEN CAPACITY (CU. FT.)	4.8
CONVECTION	Dual Four-Part Pure
STEAM	Steam-Assist
BAKE ELEMENT	3,000W - 8 Pass
BROIL ELEMENT	4,400W - 10 Pass
CONVECTION ELEMENT	2 x 1,300W
INSTANTHEAT™ (NO PREHEAT)	Yes
TEMPERATURE PROBE	Yes
LIGHTING	BrightVue™ - LED & Halogen
SELF-CLEAN	Self-Clean, GreenClean™
SOFTSHUT™	Yes

Cooktop

NUMBER OF BURNERS	6
PERMA-FLAME™ (AUTO RE-IGNITION)	Yes
LEFT FRONT (BTU)	22,000
LEFT REAR (BTU)	16,000
CENTER FRONT (BTU)	16,000
CENTER REAR (BTU)	16,000
RIGHT FRONT (BTU)	22,000
RIGHT REAR (BTU)	9,000
BRASS BURNER CAPS	Yes
GRIDDLE	Sold Separately
WOK RING	Yes

Weights & Dimensions

NET WEIGHT (LBS.)	403
SHIPPING WEIGHT (LBS.)	474
PRODUCT DIMENSIONS (W x H x D IN INCHES)	35 7/8 x 36 1/8 x 27 1/2

Technical Details

ELECTRICAL REQUIREMENT	240V, 60 Hz, 40A
AVAILABLE FUEL TYPES	Natural Gas, Liquid Propane
LP CONVERSION KIT (INCLUDED)	Yes

Warranty

FULL COVERAGE	2 Years
---------------	---------

Accessories (Optional)

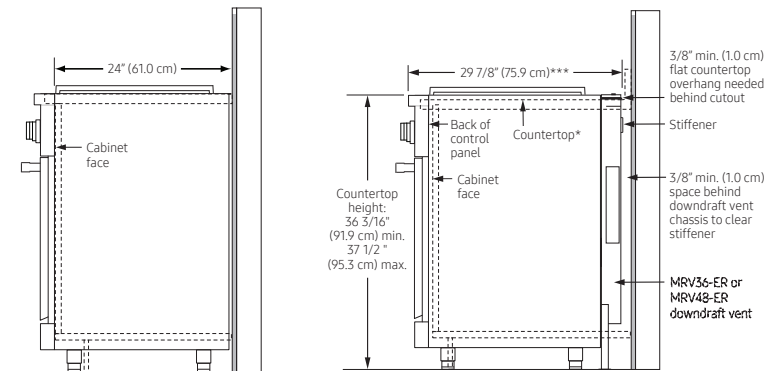
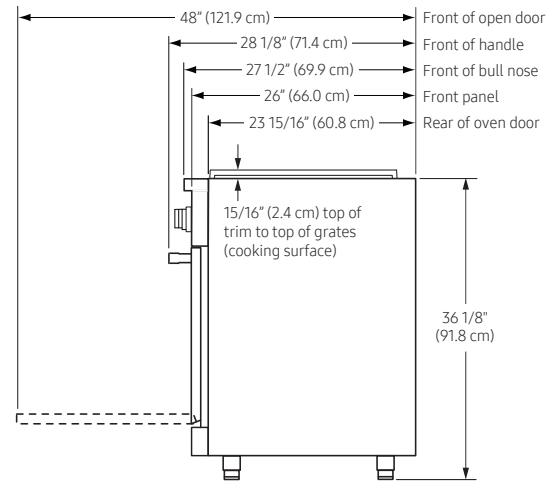
ARG36	Griddle for 36" Pro-Range & Rangetop	\$349
-------	--------------------------------------	-------

36-Inch Dual-Fuel Steam Range

\$10,499 – \$11,299 | CONTEMPORARY



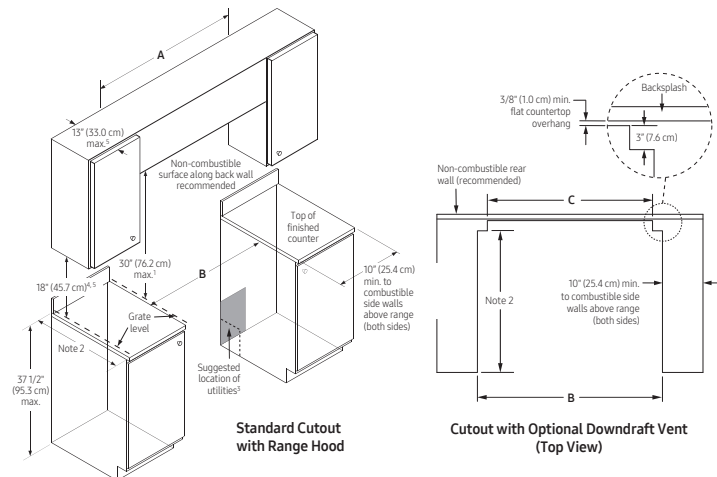
Product Dimensions	
A - WIDTH (IN/CM)	35 7/8" / 91.1
B - DEPTH (IN/CM)	27 1/2" / 69.9
C - HEIGHT (IN/CM)	36 1/8" / 91.8



Range Installed

Range Installed with Downdraft Vent

Installation Cutout Dimensions	
A - WIDTH (IN/CM)	36 / 91.4 MINIMUM 42 / 106.7 RECOMMENDED
B - WIDTH (IN/CM)	36 / 91.4



Standard Cutout with Range Hood

Cutout with Optional Downdraft Vent (Top View)