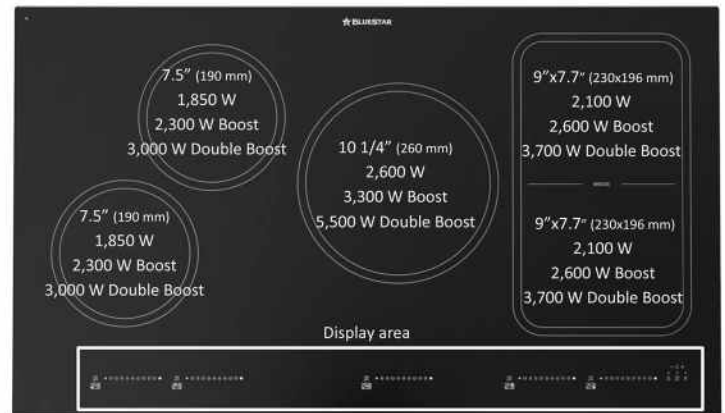
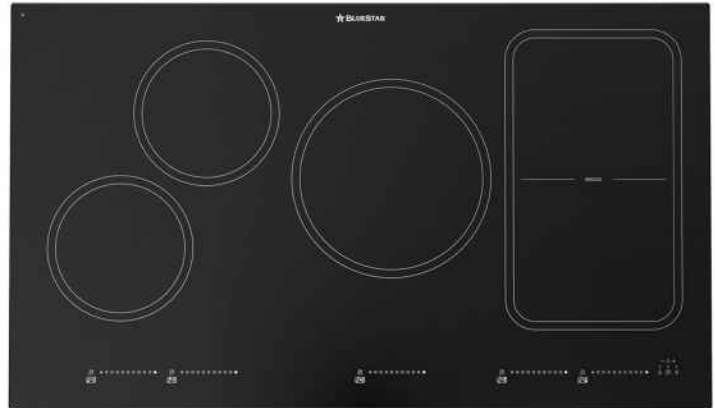


Our advanced induction cooking technology combines the speed and control induction is known for, plus a flush installation for a seamless design.



PRODUCT FEATURES

- Industry-leading 5,500 Watt burner
- Sleek design blends seamlessly with counter surface
- Rapid “Heat Accelerator” technology for no-wait cooking, heats 50% faster than gas
- Power boost & double power boost functionality for rapid high heat
- Exceptional temperature control with 12 cooking settings
- Maximum cooking surface fits up to 5 pots or pans
- Seamless 2-burner bridging technology, perfect for grilling or searing with the dual zone griddle
- Gentle simmer capabilities, down to 200 degrees
- Perfect keep warm feature with 3 temperature choices
- Individual cook timers on every burner
- Sensitive touch, easy slide power selection

SPECIFICATIONS

Glass Size: 36" w x 21" d x 5/32" h
 Electrical Requirements: 230V, 50 amp, 50/60 Hz
 Connection: 2 Phases
 Cable Diameter: 3 x 10 AWG (Provided)
 Cut-out Size: 34.5" w x 19.25" d

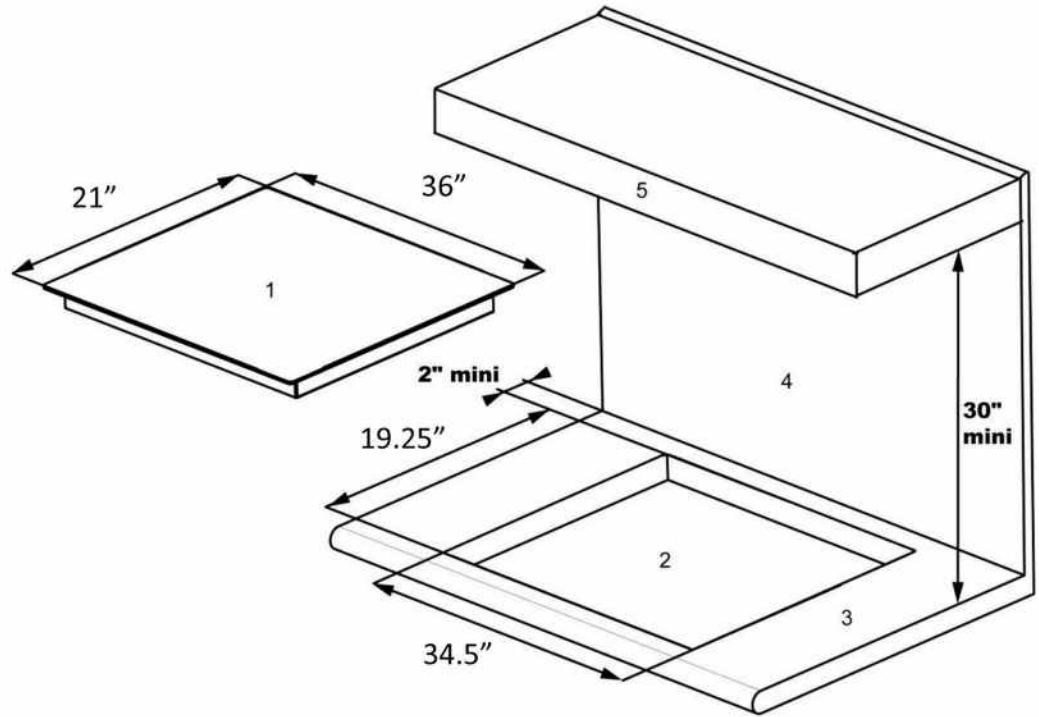
MODEL CONFIGURATION

36" Induction Cooktop	BS36INDTOUCH
Optional Accessory:	
Dual Zone Cast Iron Griddle	701120

*All specifications subject to change without notice.
 Contact BlueStar Customer Service at (800) 449 - 8691
 prior to installation or site preparation.*

NON-FLUSH INSTALLATION

- 1. Induction unit
- 2. Cut out
- 3. Countertop
- 4. Back wall
- 5. Top cabinet



FLUSH INSTALLATION

