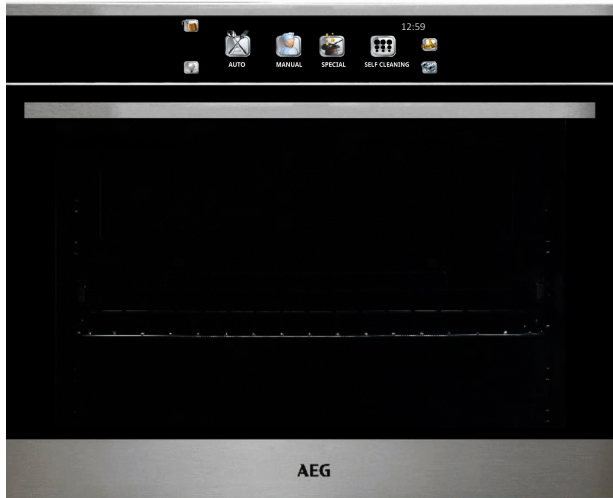


B3007PS
30" Built-In Multi-function Oven
with Steam Assist Cooking

AEG

B3007PS

30" Built-In Multi-function Oven with Steam



OVEN PROGRAMS

- Defrost
- Conventional cooking
- Convection
- Steam assist cooking
- Fan assist
- Half grill
- Full grill
- Fan grill
- High bake
- Pizza mode
- Low bake
- Convection half grill

OVEN FEATURES

- 30" (76cm) wide stainless steel oven
- MaxiKlasse™ 120L (4.3 cu.ft) capacity
- Full colour LCD touch control
- Side halogen light
- 11 cooking functions including True Fan convection with **SteamAssist**
- Heavy duty chrome racks
- Power ventilated glazed door panels
- Removable door and glass panes for easy cleaning
- Degree C/F temperature display, with 12 hr clock
- Auto cook function
- Child lock
- Sabbath mode
- Pyrolytic cleaning
- Removable glass for easy cleaning

OVEN ACCESSORIES

- Grill/roasting pan
- Reversible grill insert
- 2 chrome oven racks : 22" W x 15^{1/4}"
- Full extension telescopic rails (1 pair)
- Optional bottom vent grill (7427640) available

Specifications (Column Installation)

B3007PS

OVEN BODY DIMENSIONS

- D: 22^{13/16"} x H: 27^{1/16"} x W: 28^{3/8"}
- D: 580 mm x H: 687 mm x W: 720 mm

CUT-OUT DIMENSIONS

- D: 23^{1/4"} x H: 27^{1/4"} x W: 28^{7/16"}
- D: 590 mm x H: 692 mm x W: 722 mm

CONDO ELECTRICAL REQUIREMENTS

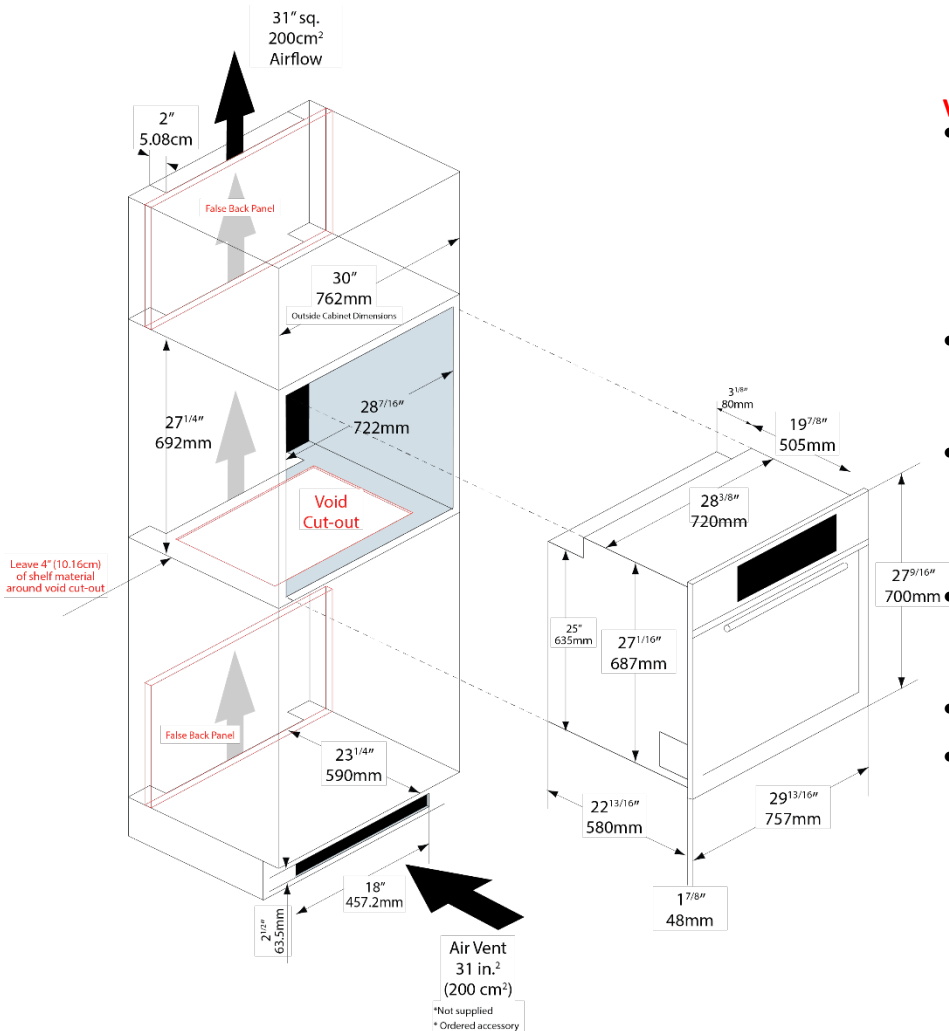
- 208 Volt, 60 hZ, 3460 Watt, 20 AMP

HOUSE ELECTRICAL REQUIREMENTS

- 240 Volt, 60 hZ, 4580 Watt, 30 AMP

IMPORTANT

- AEG ovens are supplied with a 5' long electrical cable and must be hard wired to the electrical supply
- AEG ovens uses the following wires:
RED & BLACK: Live Wires
GREEN: Ground
The Neutral (White) wire is not required for the electrical installation.



VOID CUT-OUT

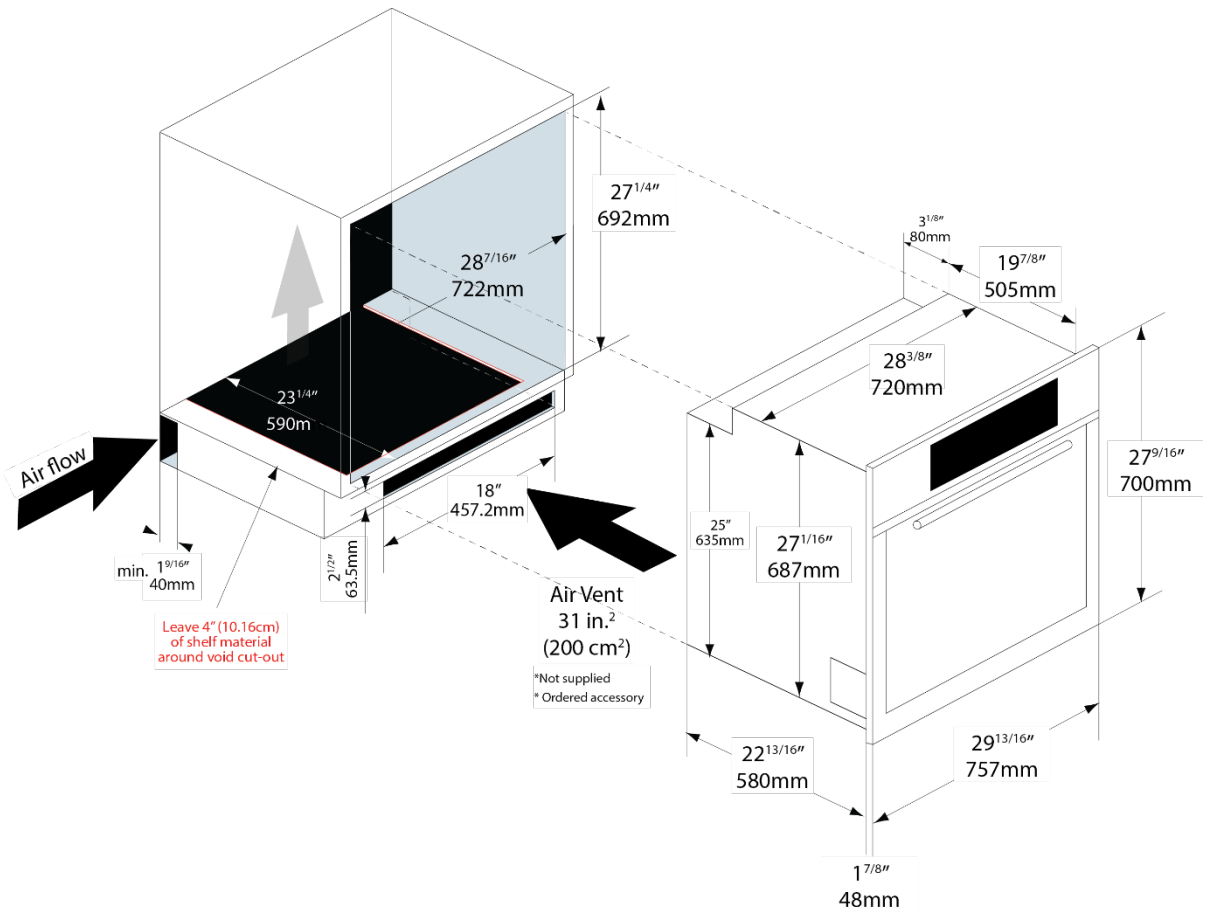
- If the oven is mounted in a tall or semi-tall cabinet, there must be a minimum gap of 1^{19/16"} (4cm) cut out of the shelf and behind the upper cabinet to allow air to flow freely
- A void must be cut-out in the shelf of the cabinet. Leave 4" of shelf material around the void.
- Additional support must be added to the shelf with the void. The support must be able to withstand the oven weight.
- If sufficient air flow is not provided, the life of the appliance will be shortened.
- Cut-out in the toe kick is required
- Optional bottom vent grill (7427640) available.

Specifications (Under Counter Installation)

B3007PS

AIR FLOW REQUIREMENTS

- If the oven is being placed under the counter, there must be a minimum gap of $1\frac{9}{16}$ " (4cm) cut out of the shelf behind the oven to allow air to flow freely.
- If sufficient air flow is not provided, the life of the appliance will be shortened.
- Cut-out in the toe kick is required.
- Bottom vent grill (7427640) available.



AEG

AEG Appliances are designed and manufactured to the highest standards. Each appliance is covered by a comprehensive 2-year parts and labour warranty.

Refer to product warranty policy for complete terms and conditions.

FOR PARTS AND SERVICE

Euro-Parts & Service

39822 Belgrave Road, Belgrave, ON. N0G 1E0
1 800 678 8352 (Canada) • 1 800 561 4614 (U.S.)

www.euro-parts.ca • parts@euro-parts.ca • service@euro-parts.ca

AEG appliances are imported and distributed in North America by Euro-Line Appliances Inc. For more information, please visit one of our showrooms or

www.euro-line-appliances.com www.elawest.com

EURO-LINE APPLIANCES INC.

871 Cranberry Court
Oakville, ON L6L 6J7 Canada
905 829 3980
1 800 421 6332

marketing@euro-line-appliances.com

EURO-LINE APPLIANCES WEST INC.

101-1014 Homer Street
Vancouver, BC V6B 2W9 Canada
604 235 3980
1 855 ELA WEST (352 9378)

info@elawest.com

